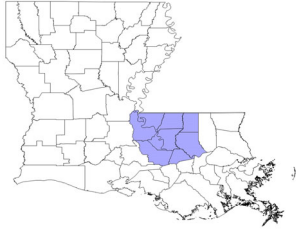


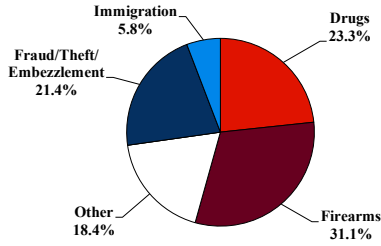
# District at a Glance

## Middle District of Louisiana

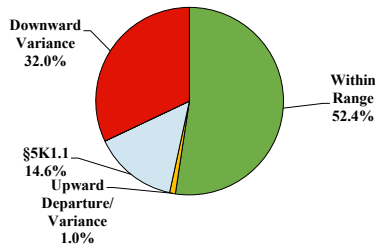
### Fiscal Year 2022



#### Type of Crime



#### Sentence Imposed Relative to the Guideline Range



#### SENTENCING INFORMATION BY TYPE OF CRIME

|                          | TOTAL      | Immigration | Drug Trafficking | Firearms  | Fraud/Theft /Embezzle | Robbery  | Child Porn | Money Laundering | All Other |
|--------------------------|------------|-------------|------------------|-----------|-----------------------|----------|------------|------------------|-----------|
| <b>Total</b>             | <b>103</b> | <b>6</b>    | <b>24</b>        | <b>32</b> | <b>22</b>             | <b>0</b> | <b>3</b>   | <b>1</b>         | <b>15</b> |
| Mean Sentence (months)   | 51         | 15          | 85               | 54        | 14                    | --       | 74         | --               | 57        |
| Median Sentence (months) | 37         | 9           | 87               | 46        | 6                     | --       | 78         | --               | 18        |

#### IMPRISONMENT

|                                     |           |          |           |           |           |          |          |          |           |
|-------------------------------------|-----------|----------|-----------|-----------|-----------|----------|----------|----------|-----------|
| <b>Total Receiving Imprisonment</b> | <b>87</b> | <b>6</b> | <b>23</b> | <b>28</b> | <b>13</b> | <b>0</b> | <b>3</b> | <b>1</b> | <b>13</b> |
| Prison Only                         | 87        | 6        | 23        | 28        | 13        | 0        | 3        | 1        | 13        |
| Up to 12 Months                     | 11        | 4        | 1         | 1         | 4         | 0        | 0        | 0        | 1         |
| 13 to 60 Months                     | 45        | 2        | 7         | 18        | 9         | 0        | 1        | 1        | 7         |
| 61 to 120 Months                    | 23        | 0        | 11        | 7         | 0         | 0        | 2        | 0        | 3         |
| Over 120 Months                     | 8         | 0        | 4         | 2         | 0         | 0        | 0        | 0        | 2         |
| Prison and Alternatives             | 0         | 0        | 0         | 0         | 0         | 0        | 0        | 0        | 0         |

#### PROBATION

|                                  |           |          |          |          |          |          |          |          |          |
|----------------------------------|-----------|----------|----------|----------|----------|----------|----------|----------|----------|
| <b>Total Receiving Probation</b> | <b>16</b> | <b>0</b> | <b>1</b> | <b>4</b> | <b>9</b> | <b>0</b> | <b>0</b> | <b>0</b> | <b>2</b> |
| Probation Only                   | 16        | 0        | 1        | 4        | 9        | 0        | 0        | 0        | 2        |
| Probation and Alternatives       | 0         | 0        | 0        | 0        | 0        | 0        | 0        | 0        | 0        |

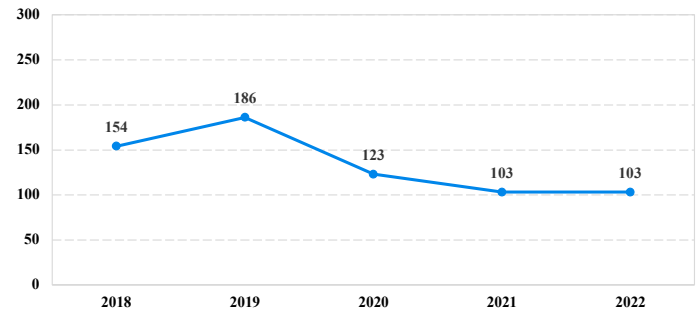
#### FINE ONLY

|              |          |          |          |          |          |          |          |          |          |
|--------------|----------|----------|----------|----------|----------|----------|----------|----------|----------|
| <b>Total</b> | <b>0</b> | <b>0</b> | <b>0</b> | <b>0</b> | <b>0</b> | <b>0</b> | <b>0</b> | <b>0</b> | <b>0</b> |
|--------------|----------|----------|----------|----------|----------|----------|----------|----------|----------|

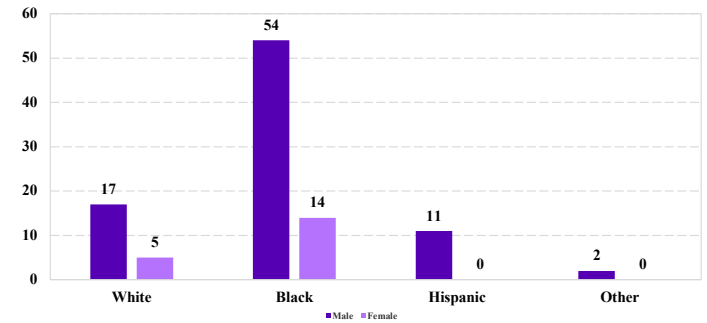
Cases with indeterminable sentence terms are excluded from the calculation of the Mean Sentence or Median Sentence category. Sentences greater than 470 months and probation were included in the sentence average computations as 470 months and zero months, respectively. Cases in the Total Receiving Imprisonment, Total Receiving Probation, and Fine Only categories total 100 percent of all cases. Cases missing information required for a specific analysis were excluded from that analysis. Descriptions of variables used in this analysis are provided in Appendix A.

SOURCE: U.S. Sentencing Commission, 2018 - 2022 Datafiles, USSCFY18 - USSCFY22.

#### Number of Federal Offenders Over Time



#### Race and Gender



#### Citizenship, Guilty Pleas, and Trials

