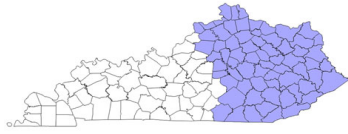


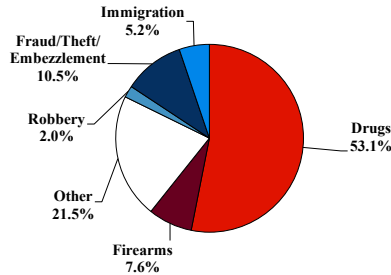
District at a Glance

Eastern District of Kentucky

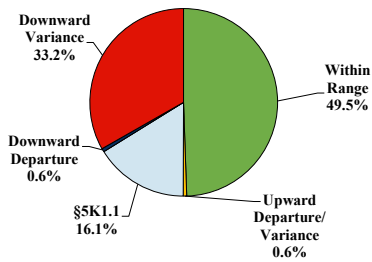
Fiscal Year 2022



Type of Crime



Sentence Imposed Relative to the Guideline Range



SENTENCING INFORMATION BY TYPE OF CRIME

	TOTAL	Immigration	Drug Trafficking	Firearms	Fraud/Theft /Embezzle	Robbery	Child Porn	Money Laundering	All Other
Total	497	26	263	38	52	10	8	16	84
Mean Sentence (months)	110	12	125	70	21	90	181	72	168
Median Sentence (months)	84	6	120	56	12	72	165	50	120

IMPRISONMENT

Total Receiving Imprisonment	481	26	262	38	46	10	8	15	76
Prison Only	466	26	260	37	37	9	8	15	74
Up to 12 Months	48	20	5	2	13	0	0	1	7
13 to 60 Months	134	5	61	20	21	3	0	7	17
61 to 120 Months	123	1	87	10	2	4	3	6	10
Over 120 Months	161	0	107	5	1	2	5	1	40
Prison and Alternatives	15	0	2	1	9	1	0	0	2

PROBATION

Total Receiving Probation	16	0	1	0	6	0	0	1	8
Probation Only	7	0	0	0	3	0	0	1	3
Probation and Alternatives	9	0	1	0	3	0	0	0	5

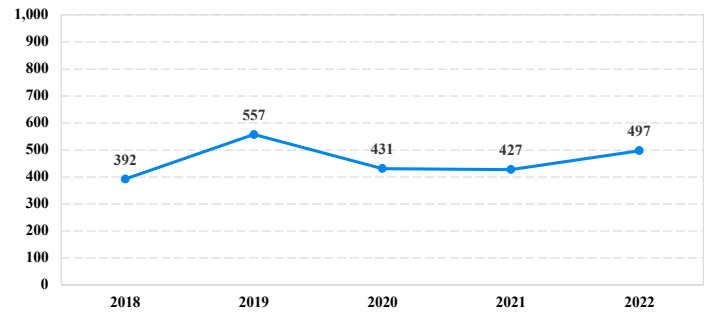
FINE ONLY

Total	0	0	0	0	0	0	0	0	0
--------------	----------	----------	----------	----------	----------	----------	----------	----------	----------

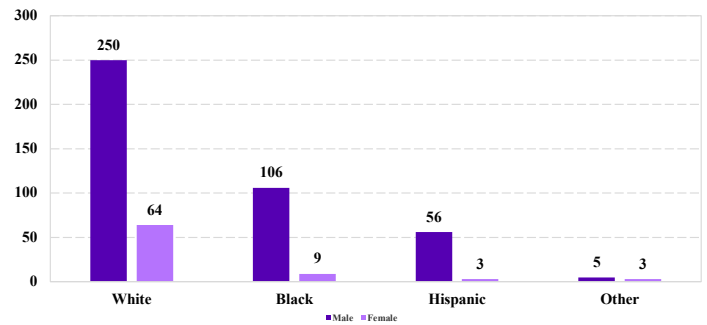
Cases with indeterminable sentence terms are excluded from the calculation of the Mean Sentence or Median Sentence category. Sentences greater than 470 months and probation were included in the sentence average computations as 470 months and zero months, respectively. Cases in the Total Receiving Imprisonment, Total Receiving Probation, and Fine Only categories total 100 percent of all cases. Cases missing information required for a specific analysis were excluded from that analysis. Descriptions of variables used in this analysis are provided in Appendix A.

SOURCE: U.S. Sentencing Commission, 2018 - 2022 Datafiles, USSCFY18 - USSCFY22.

Number of Federal Offenders Over Time



Race and Gender



Citizenship, Guilty Pleas, and Trials

