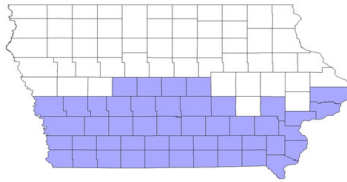


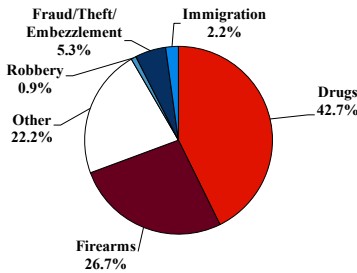
District at a Glance

Southern District of Iowa

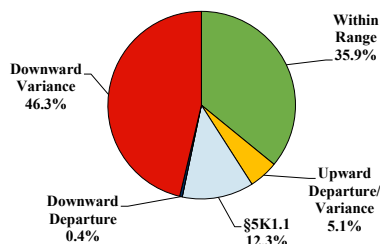
Fiscal Year 2022



Type of Crime



Sentence Imposed Relative to the Guideline Range



SENTENCING INFORMATION BY TYPE OF CRIME

	TOTAL	Immigration	Drug Trafficking	Firearms	Fraud/Theft /Embezzle	Robbery	Child Porn	Money Laundering	All Other
Total	454	10	192	121	24	4	32	2	69
Mean Sentence (months)	112	15	147	60	16	102	152	--	139
Median Sentence (months)	86	10	139	48	8	83	143	--	96

IMPRISONMENT

Total Receiving Imprisonment	437	10	190	117	18	4	32	2	64
Prison Only	427	10	184	116	17	4	32	2	62
Up to 12 Months	19	5	0	3	6	0	0	0	5
13 to 60 Months	140	5	27	70	11	1	7	1	18
61 to 120 Months	115	0	50	39	0	2	8	1	15
Over 120 Months	153	0	107	4	0	1	17	0	24
Prison and Alternatives	10	0	6	1	1	0	0	0	2

PROBATION

Total Receiving Probation	17	0	2	4	6	0	0	0	5
Probation Only	15	0	2	4	6	0	0	0	3
Probation and Alternatives	2	0	0	0	0	0	0	0	2

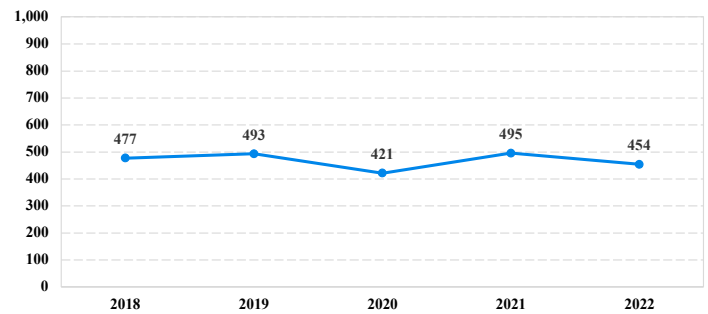
FINE ONLY

Total	0	0	0	0	0	0	0	0	0
--------------	----------	----------	----------	----------	----------	----------	----------	----------	----------

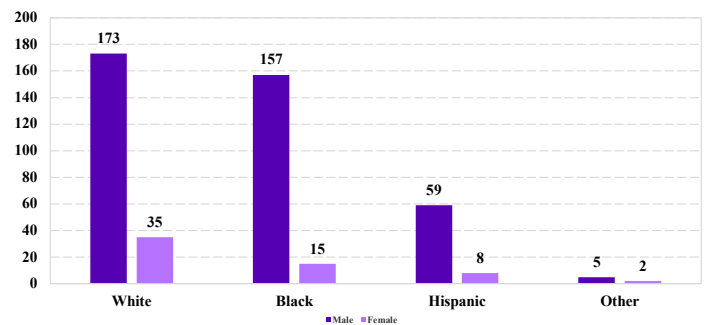
Cases with indeterminable sentence terms are excluded from the calculation of the Mean Sentence or Median Sentence category. Sentences greater than 470 months and probation were included in the sentence average computations as 470 months and zero months, respectively. Cases in the Total Receiving Imprisonment, Total Receiving Probation, and Fine Only categories total 100 percent of all cases. Cases missing information required for a specific analysis were excluded from that analysis. Descriptions of variables used in this analysis are provided in Appendix A.

SOURCE: U.S. Sentencing Commission, 2018 - 2022 Datafiles, USSCFY18 - USSCFY22.

Number of Federal Offenders Over Time



Race and Gender



Citizenship, Guilty Pleas, and Trials

