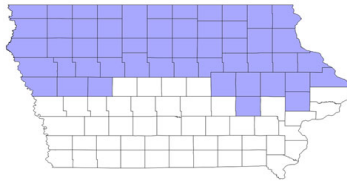


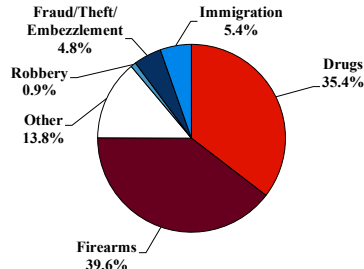
District at a Glance

Northern District of Iowa

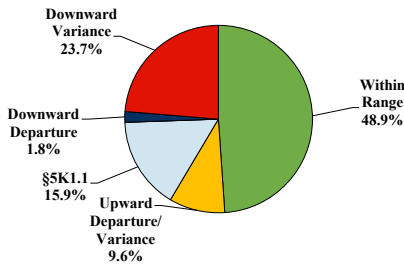
Fiscal Year 2022



Type of Crime



Sentence Imposed Relative to the Guideline Range



SENTENCING INFORMATION BY TYPE OF CRIME

	TOTAL	Immigration	Drug Trafficking	Firearms	Fraud/Theft /Embezzle	Robbery	Child Porn	Money Laundering	All Other
Total	333	18	117	132	16	3	10	3	34
Mean Sentence (months)	86	7	133	59	23	138	111	19	100
Median Sentence (months)	60	6	120	51	13	151	104	15	30

IMPRISONMENT

Total Receiving Imprisonment	321	18	116	128	14	3	10	3	29
Prison Only	317	18	116	127	12	3	10	3	28
Up to 12 Months	32	14	4	5	5	0	0	1	3
13 to 60 Months	120	4	24	69	5	1	4	2	11
61 to 120 Months	93	0	36	49	2	0	2	0	4
Over 120 Months	72	0	52	4	0	2	4	0	10
Prison and Alternatives	4	0	0	1	2	0	0	0	1

PROBATION

Total Receiving Probation	12	0	1	4	2	0	0	0	5
Probation Only	11	0	1	3	2	0	0	0	5
Probation and Alternatives	1	0	0	1	0	0	0	0	0

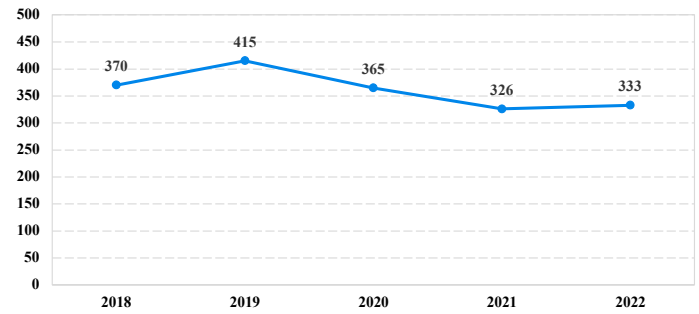
FINE ONLY

Total	0	0	0	0	0	0	0	0	0
--------------	----------	----------	----------	----------	----------	----------	----------	----------	----------

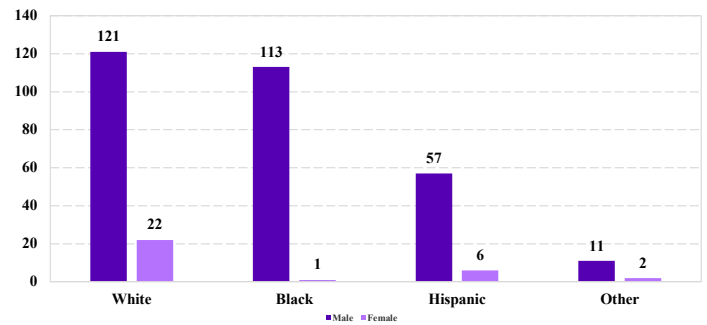
Cases with indeterminable sentence terms are excluded from the calculation of the Mean Sentence or Median Sentence category. Sentences greater than 470 months and probation were included in the sentence average computations as 470 months and zero months, respectively. Cases in the Total Receiving Imprisonment, Total Receiving Probation, and Fine Only categories total 100 percent of all cases. Cases missing information required for a specific analysis were excluded from that analysis. Descriptions of variables used in this analysis are provided in Appendix A.

SOURCE: U.S. Sentencing Commission, 2018 - 2022 Datafiles, USSCFY18 - USSCFY22.

Number of Federal Offenders Over Time



Race and Gender



Citizenship, Guilty Pleas, and Trials

