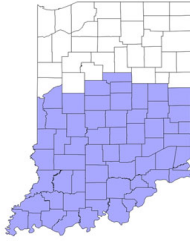


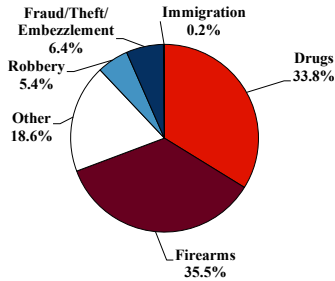
District at a Glance

Southern District of Indiana

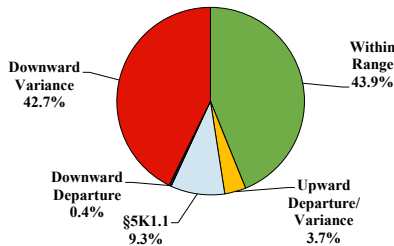
Fiscal Year 2022



Type of Crime



Sentence Imposed Relative to the Guideline Range



SENTENCING INFORMATION BY TYPE OF CRIME

	TOTAL	Immigration	Drug Trafficking	Firearms	Fraud/Theft/Embezzle	Robbery	Child Porn	Money Laundering	All Other
Total	515	1	174	183	33	28	31	13	52
Mean Sentence (months)	101	--	128	49	26	144	162	62	190
Median Sentence (months)	61	--	120	42	24	127	144	40	184

IMPRISONMENT

Total Receiving Imprisonment	500	1	173	177	31	28	31	11	48
Prison Only	496	1	173	175	30	28	31	10	48
Up to 12 Months	38	0	8	18	8	0	0	1	3
13 to 60 Months	197	1	30	120	18	4	6	4	14
61 to 120 Months	116	0	63	28	4	9	6	4	2
Over 120 Months	145	0	72	9	0	15	19	1	29
Prison and Alternatives	4	0	0	2	1	0	0	1	0

PROBATION

Total Receiving Probation	15	0	1	6	2	0	0	2	4
Probation Only	14	0	1	5	2	0	0	2	4
Probation and Alternatives	1	0	0	1	0	0	0	0	0

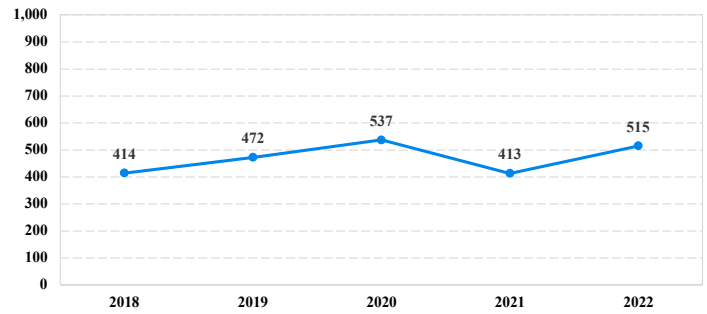
FINE ONLY

Total	0	0	0	0	0	0	0	0	0
--------------	----------	----------	----------	----------	----------	----------	----------	----------	----------

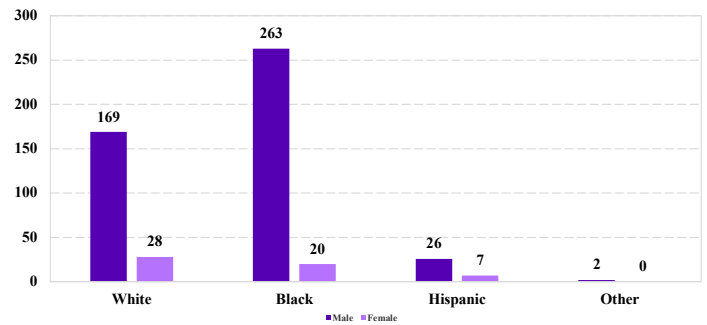
Cases with indeterminable sentence terms are excluded from the calculation of the Mean Sentence or Median Sentence category. Sentences greater than 470 months and probation were included in the sentence average computations as 470 months and zero months, respectively. Cases in the Total Receiving Imprisonment, Total Receiving Probation, and Fine Only categories total 100 percent of all cases. Cases missing information required for a specific analysis were excluded from that analysis. Descriptions of variables used in this analysis are provided in Appendix A.

SOURCE: U.S. Sentencing Commission, 2018 - 2022 Datafiles, USSCFY18 - USSCFY22.

Number of Federal Offenders Over Time



Race and Gender



Citizenship, Guilty Pleas, and Trials

