

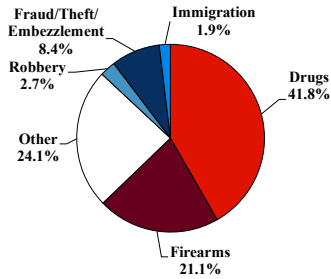
District at a Glance

Southern District of Illinois

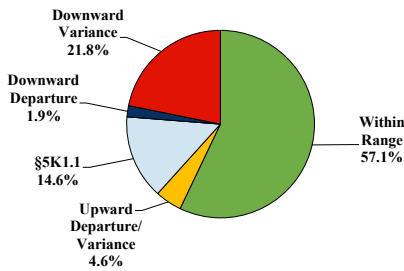
Fiscal Year 2022



Type of Crime



Sentence Imposed Relative to the Guideline Range



SENTENCING INFORMATION BY TYPE OF CRIME

	TOTAL	Immigration	Drug Trafficking	Firearms	Fraud/Theft /Embezzle	Robbery	Child Porn	Money Laundering	All Other
Total	261	5	109	55	22	7	12	9	42
Mean Sentence (months)	97	6	116	47	20	123	90	224	135
Median Sentence (months)	78	7	108	46	16	140	83	210	120

IMPRISONMENT

Total Receiving Imprisonment	243	5	107	52	14	7	12	9	37
Prison Only	242	5	107	52	13	7	12	9	37
Up to 12 Months	14	5	4	2	1	0	0	1	1
13 to 60 Months	80	0	25	33	11	1	2	1	7
61 to 120 Months	81	0	38	17	1	1	8	0	16
Over 120 Months	67	0	40	0	0	5	2	7	13
Prison and Alternatives	1	0	0	0	1	0	0	0	0

PROBATION

Total Receiving Probation	18	0	2	3	8	0	0	0	5
Probation Only	13	0	1	2	6	0	0	0	4
Probation and Alternatives	5	0	1	1	2	0	0	0	1

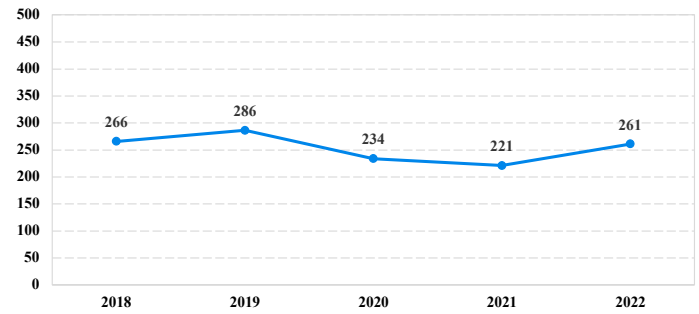
FINE ONLY

Total	0	0	0	0	0	0	0	0	0
--------------	----------	----------	----------	----------	----------	----------	----------	----------	----------

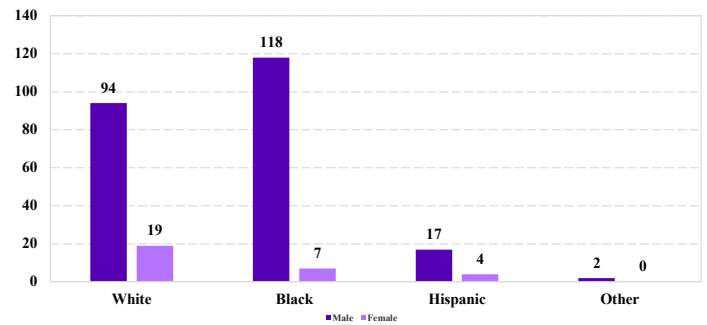
Cases with indeterminable sentence terms are excluded from the calculation of the Mean Sentence or Median Sentence category. Sentences greater than 470 months and probation were included in the sentence average computations as 470 months and zero months, respectively. Cases in the Total Receiving Imprisonment, Total Receiving Probation, and Fine Only categories total 100 percent of all cases. Cases missing information required for a specific analysis were excluded from that analysis. Descriptions of variables used in this analysis are provided in Appendix A.

SOURCE: U.S. Sentencing Commission, 2018 - 2022 Datafiles, USSCFY18 - USSCFY22.

Number of Federal Offenders Over Time



Race and Gender



Citizenship, Guilty Pleas, and Trials

