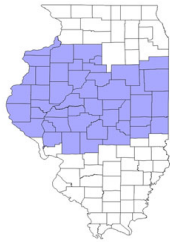


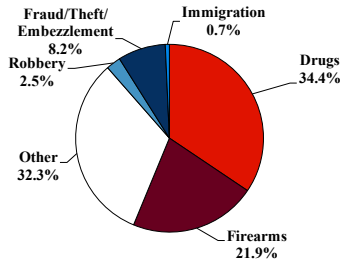
# District at a Glance

## Central District of Illinois

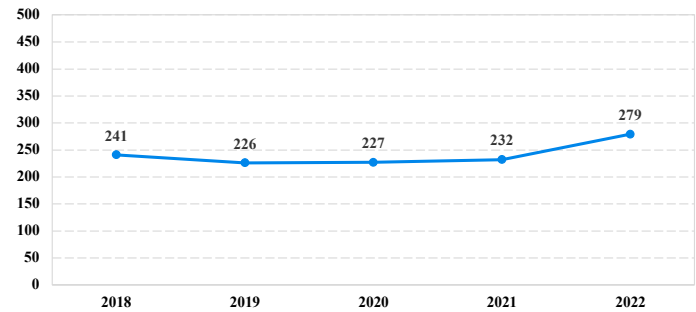
### Fiscal Year 2022



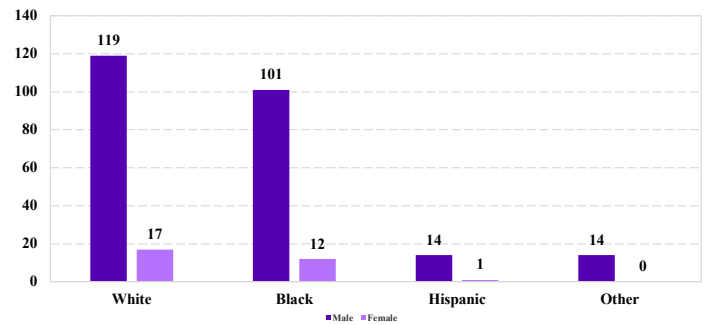
#### Type of Crime



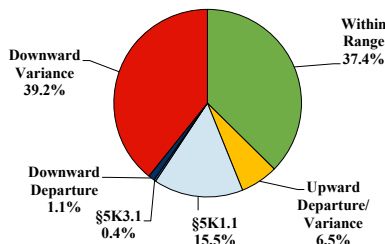
#### Number of Federal Offenders Over Time



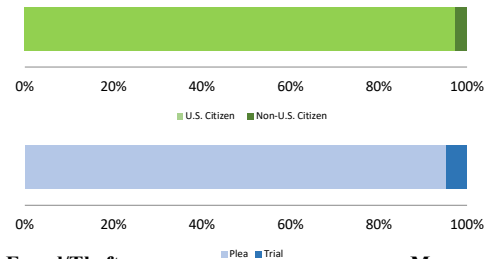
#### Race and Gender



#### Sentence Imposed Relative to the Guideline Range



#### Citizenship, Guilty Pleas, and Trials



#### SENTENCING INFORMATION BY TYPE OF CRIME

	TOTAL	Immigration	Drug Trafficking	Firearms	Fraud/Theft /Embezzle	Robbery	Child Porn	Money Laundering	All Other
	279	2	96	61	23	7	32	7	51
Mean Sentence (months)	96	--	120	60	15	96	107	50	130
Median Sentence (months)	84	--	120	37	7	100	89	36	120

#### IMPRISONMENT

	TOTAL	Immigration	Drug Trafficking	Firearms	Fraud/Theft /Embezzle	Robbery	Child Porn	Money Laundering	All Other
<b>Total Receiving Imprisonment</b>	<b>273</b>	<b>2</b>	<b>95</b>	<b>61</b>	<b>20</b>	<b>7</b>	<b>31</b>	<b>7</b>	<b>50</b>
Prison Only	264	2	92	59	17	7	31	7	49
Up to 12 Months	20	1	1	4	9	1	0	0	4
13 to 60 Months	73	1	18	30	6	1	6	4	7
61 to 120 Months	104	0	34	23	2	3	18	3	21
Over 120 Months	67	0	39	2	0	2	7	0	17
Prison and Alternatives	9	0	3	2	3	0	0	0	1

#### PROBATION

	TOTAL	Immigration	Drug Trafficking	Firearms	Fraud/Theft /Embezzle	Robbery	Child Porn	Money Laundering	All Other
<b>Total Receiving Probation</b>	<b>6</b>	<b>0</b>	<b>1</b>	<b>0</b>	<b>3</b>	<b>0</b>	<b>1</b>	<b>0</b>	<b>1</b>
Probation Only	5	0	1	0	3	0	0	0	1
Probation and Alternatives	1	0	0	0	0	0	1	0	0

#### FINE ONLY

	0	0	0	0	0	0	0	0	0
--	---	---	---	---	---	---	---	---	---

Cases with indeterminable sentence terms are excluded from the calculation of the Mean Sentence or Median Sentence category. Sentences greater than 470 months and probation were included in the sentence average computations as 470 months and zero months, respectively. Cases in the Total Receiving Imprisonment, Total Receiving Probation, and Fine Only categories total 100 percent of all cases. Cases missing information required for a specific analysis were excluded from that analysis. Descriptions of variables used in this analysis are provided in Appendix A.

SOURCE: U.S. Sentencing Commission, 2018 - 2022 Datafiles, USSCFY18 - USSCFY22.