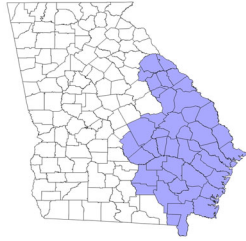


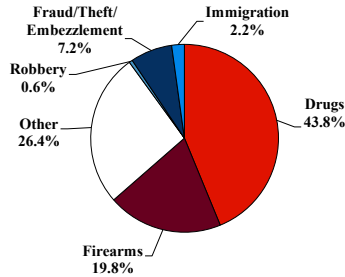
District at a Glance

Southern District of Georgia

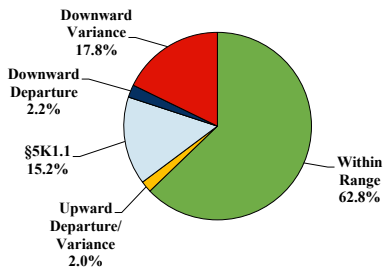
Fiscal Year 2022



Type of Crime



Sentence Imposed Relative to the Guideline Range



SENTENCING INFORMATION BY TYPE OF CRIME

	TOTAL	Immigration	Drug Trafficking	Firearms	Fraud/Theft /Embezzle	Robbery	Child Porn	Money Laundering	All Other
Total	500	11	211	99	36	3	11	7	122
Mean Sentence (months)	60	17	74	55	16	166	102	47	51
Median Sentence (months)	36	18	60	46	8	132	120	41	0

IMPRISONMENT

Total Receiving Imprisonment	423	11	197	96	22	3	11	6	77
Prison Only	416	11	193	96	20	3	11	5	77
Up to 12 Months	61	4	9	1	8	0	1	0	38
13 to 60 Months	188	7	82	66	11	0	1	4	17
61 to 120 Months	102	0	63	27	1	0	4	0	7
Over 120 Months	65	0	39	2	0	3	5	1	15
Prison and Alternatives	7	0	4	0	2	0	0	1	0

PROBATION

Total Receiving Probation	68	0	14	3	12	0	0	1	38
Probation Only	63	0	12	3	10	0	0	1	37
Probation and Alternatives	5	0	2	0	2	0	0	0	1

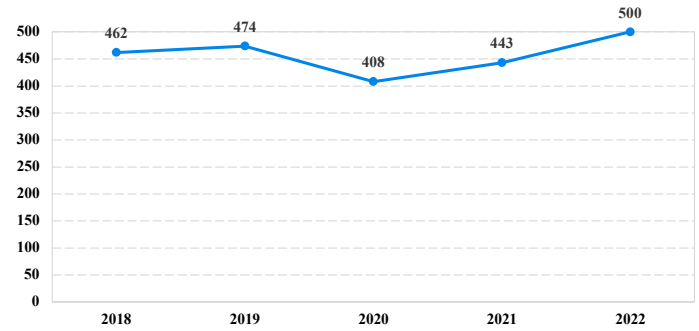
FINE ONLY

Total	9	0	0	0	2	0	0	0	7
--------------	----------	----------	----------	----------	----------	----------	----------	----------	----------

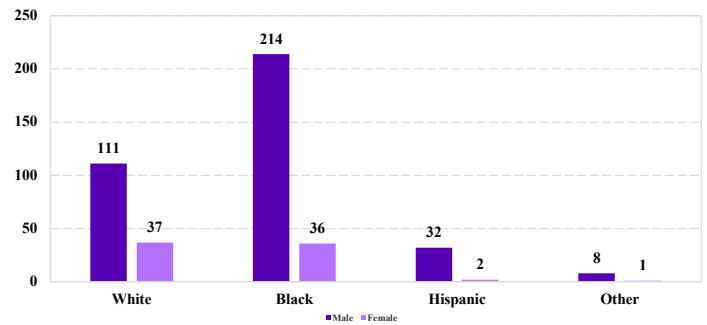
Cases with indeterminable sentence terms are excluded from the calculation of the Mean Sentence or Median Sentence category. Sentences greater than 470 months and probation were included in the sentence average computations as 470 months and zero months, respectively. Cases in the Total Receiving Imprisonment, Total Receiving Probation, and Fine Only categories total 100 percent of all cases. Cases missing information required for a specific analysis were excluded from that analysis. Descriptions of variables used in this analysis are provided in Appendix A.

SOURCE: U.S. Sentencing Commission, 2018 - 2022 Datafiles, USSCFY18 - USSCFY22.

Number of Federal Offenders Over Time



Race and Gender



Citizenship, Guilty Pleas, and Trials

