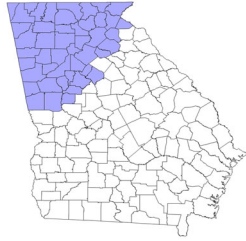


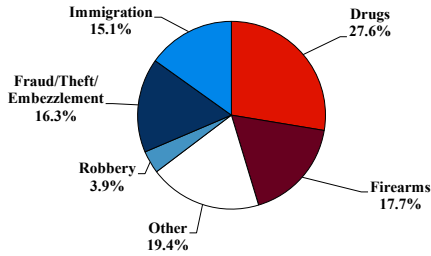
District at a Glance

Northern District of Georgia

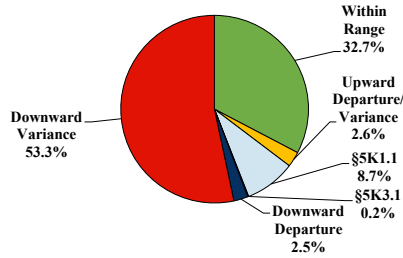
Fiscal Year 2022



Type of Crime



Sentence Imposed Relative to the Guideline Range



SENTENCING INFORMATION BY TYPE OF CRIME

	TOTAL	Immigration	Drug Trafficking	Firearms	Fraud/Theft /Embezzle	Robbery	Child Porn	Money Laundering	All Other
TOTAL	609	92	165	108	99	24	23	24	74
Mean Sentence (months)	66	7	91	51	33	143	81	86	112
Median Sentence (months)	42	5	72	46	27	123	60	62	60

IMPRISONMENT

Total Receiving Imprisonment	562	90	163	93	87	22	21	23	63
Prison Only	545	89	159	93	82	22	21	22	57
Up to 12 Months	89	67	0	4	12	0	0	0	6
13 to 60 Months	247	22	71	56	59	2	10	10	17
61 to 120 Months	111	0	43	27	10	8	6	7	10
Over 120 Months	98	0	45	6	1	12	5	5	24
Prison and Alternatives	17	1	4	0	5	0	0	1	6

PROBATION

Total Receiving Probation	47	2	2	15	12	2	2	1	11
Probation Only	30	2	2	10	3	1	0	1	11
Probation and Alternatives	17	0	0	5	9	1	2	0	0

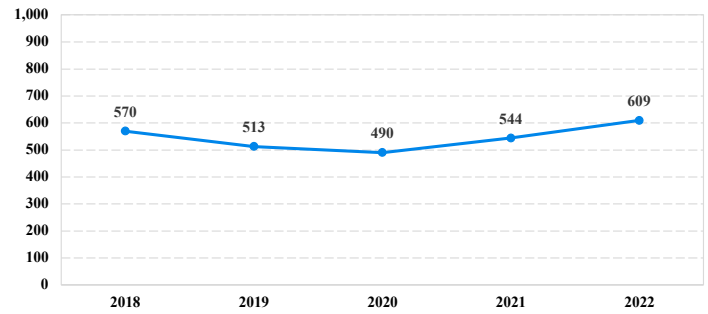
FINE ONLY

TOTAL	0	0	0	0	0	0	0	0	0
--------------	----------	----------	----------	----------	----------	----------	----------	----------	----------

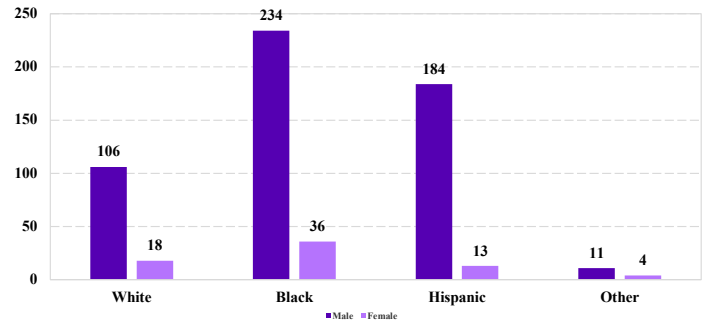
Cases with indeterminable sentence terms are excluded from the calculation of the Mean Sentence or Median Sentence category. Sentences greater than 470 months and probation were included in the sentence average computations as 470 months and zero months, respectively. Cases in the Total Receiving Imprisonment, Total Receiving Probation, and Fine Only categories total 100 percent of all cases. Cases missing information required for a specific analysis were excluded from that analysis. Descriptions of variables used in this analysis are provided in Appendix A.

SOURCE: U.S. Sentencing Commission, 2018 - 2022 Datafiles, USSCFY18 - USSCFY22.

Number of Federal Offenders Over Time



Race and Gender



Citizenship, Guilty Pleas, and Trials

