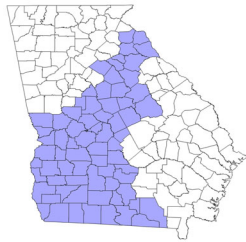


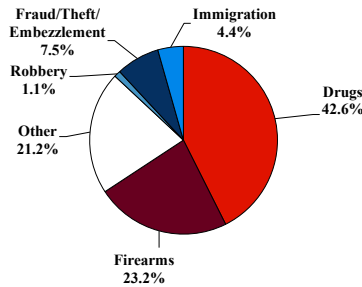
District at a Glance

Middle District of Georgia

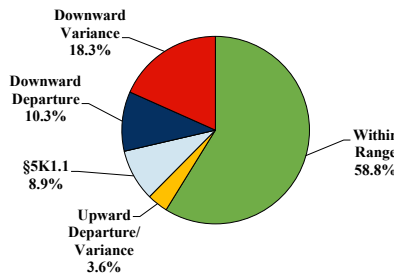
Fiscal Year 2022



Type of Crime



Sentence Imposed Relative to the Guideline Range



SENTENCING INFORMATION BY TYPE OF CRIME

	TOTAL	Immigration	Drug Trafficking	Firearms	Fraud/Theft /Embezzle	Robbery	Child Porn	Money Laundering	All Other
	453	20	185	105	34	5	9	1	94
Mean Sentence (months)	76	10	113	70	29	97	109	--	37
Median Sentence (months)	48	6	97	60	21	63	80	--	0

IMPRISONMENT

Total Receiving Imprisonment	376	20	172	103	26	5	9	1	40
Prison Only	376	20	172	103	26	5	9	1	40
Up to 12 Months	34	14	3	2	4	0	0	0	11
13 to 60 Months	159	6	49	59	20	2	3	1	19
61 to 120 Months	86	0	47	32	0	1	3	0	3
Over 120 Months	97	0	73	10	2	2	3	0	7
Prison and Alternatives	0	0	0	0	0	0	0	0	0

PROBATION

Total Receiving Probation	52	0	13	2	8	0	0	0	29
Probation Only	50	0	13	2	6	0	0	0	29
Probation and Alternatives	2	0	0	0	2	0	0	0	0

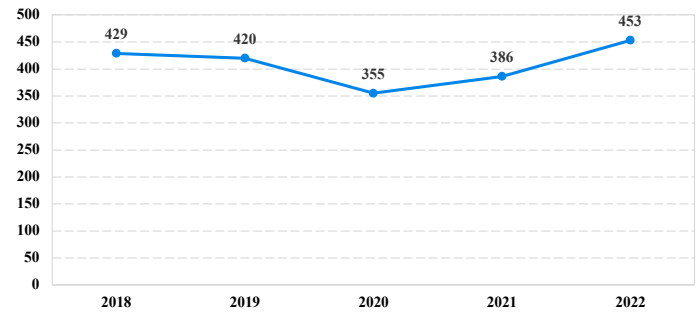
FINE ONLY

FINE ONLY	25	0	0	0	0	0	0	0	25
------------------	-----------	----------	----------	----------	----------	----------	----------	----------	-----------

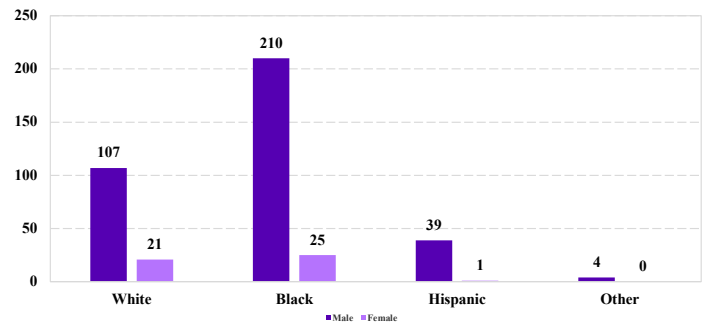
Cases with indeterminable sentence terms are excluded from the calculation of the Mean Sentence or Median Sentence category. Sentences greater than 470 months and probation were included in the sentence average computations as 470 months and zero months, respectively. Cases in the Total Receiving Imprisonment, Total Receiving Probation, and Fine Only categories total 100 percent of all cases. Cases missing information required for a specific analysis were excluded from that analysis. Descriptions of variables used in this analysis are provided in Appendix A.

SOURCE: U.S. Sentencing Commission, 2018 - 2022 Datafiles, USSCFY18 - USSCFY22.

Number of Federal Offenders Over Time



Race and Gender



Citizenship, Guilty Pleas, and Trials

