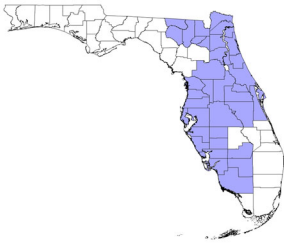


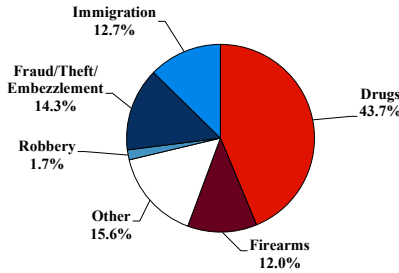
# District at a Glance

## Middle District of Florida

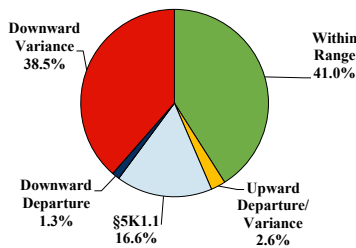
### Fiscal Year 2022



#### Type of Crime



#### Sentence Imposed Relative to the Guideline Range



#### SENTENCING INFORMATION BY TYPE OF CRIME

	TOTAL	Immigration	Drug Trafficking	Firearms	Fraud/Theft /Embezzle	Robbery	Child Porn	Money Laundering	All Other
<b>Total</b>	<b>1,018</b>	<b>129</b>	<b>444</b>	<b>122</b>	<b>146</b>	<b>17</b>	<b>28</b>	<b>22</b>	<b>110</b>
Mean Sentence (months)	81	9	104	75	27	151	161	70	121
Median Sentence (months)	60	5	97	59	17	120	133	47	46

#### IMPRISONMENT

<b>Total Receiving Imprisonment</b>	<b>936</b>	<b>116</b>	<b>439</b>	<b>116</b>	<b>107</b>	<b>17</b>	<b>28</b>	<b>22</b>	<b>91</b>
Prison Only	925	116	434	115	105	17	28	21	89
Up to 12 Months	127	85	6	6	16	0	0	3	11
13 to 60 Months	300	30	96	58	70	3	4	9	30
61 to 120 Months	286	1	203	34	18	7	9	3	11
Over 120 Months	212	0	129	17	1	7	15	6	37
Prison and Alternatives	11	0	5	1	2	0	0	1	2

#### PROBATION

<b>Total Receiving Probation</b>	<b>81</b>	<b>13</b>	<b>5</b>	<b>6</b>	<b>38</b>	<b>0</b>	<b>0</b>	<b>0</b>	<b>19</b>
Probation Only	62	12	3	3	30	0	0	0	14
Probation and Alternatives	19	1	2	3	8	0	0	0	5

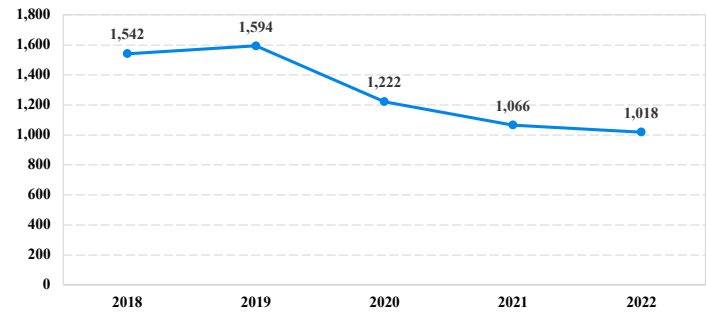
#### FINE ONLY

<b>Total</b>	<b>1</b>	<b>0</b>	<b>0</b>	<b>0</b>	<b>1</b>	<b>0</b>	<b>0</b>	<b>0</b>	<b>0</b>
--------------	----------	----------	----------	----------	----------	----------	----------	----------	----------

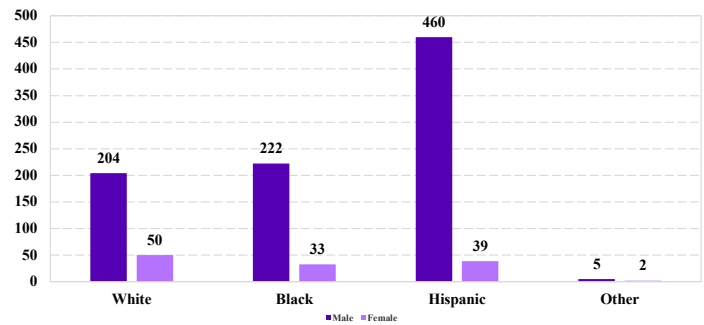
Cases with indeterminable sentence terms are excluded from the calculation of the Mean Sentence or Median Sentence category. Sentences greater than 470 months and probation were included in the sentence average computations as 470 months and zero months, respectively. Cases in the Total Receiving Imprisonment, Total Receiving Probation, and Fine Only categories total 100 percent of all cases. Cases missing information required for a specific analysis were excluded from that analysis. Descriptions of variables used in this analysis are provided in Appendix A.

SOURCE: U.S. Sentencing Commission, 2018 - 2022 Datafiles, USSCFY18 - USSCFY22.

#### Number of Federal Offenders Over Time



#### Race and Gender



#### Citizenship, Guilty Pleas, and Trials

