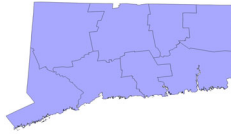


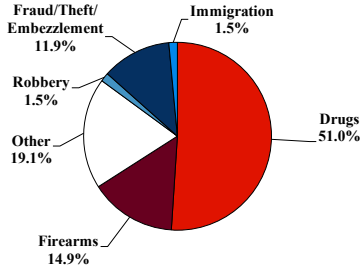
District at a Glance

District of Connecticut

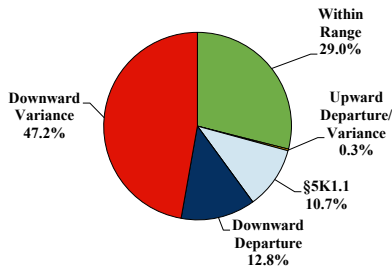
Fiscal Year 2022



Type of Crime



Sentence Imposed Relative to the Guideline Range



SENTENCING INFORMATION BY TYPE OF CRIME

	TOTAL	Immigration	Drug Trafficking	Firearms	Fraud/Theft /Embezzle	Robbery	Child Porn	Money Laundering	All Other
TOTAL	335	5	168	50	40	5	9	10	48
Mean Sentence (months)	49	3	41	32	26	84	88	84	104
Median Sentence (months)	33	0	36	25	12	96	72	39	68

IMPRISONMENT

Total Receiving Imprisonment	295	3	153	46	31	5	9	8	40
Prison Only	283	3	149	44	28	5	9	8	37
Up to 12 Months	64	3	36	11	7	0	2	0	5
13 to 60 Months	138	0	79	27	17	1	2	4	8
61 to 120 Months	56	0	29	6	4	4	2	1	10
Over 120 Months	25	0	5	0	0	0	3	3	14
Prison and Alternatives	12	0	4	2	3	0	0	0	3

PROBATION

Total Receiving Probation	39	2	15	4	9	0	0	1	8
Probation Only	29	2	13	3	3	0	0	1	7
Probation and Alternatives	10	0	2	1	6	0	0	0	1

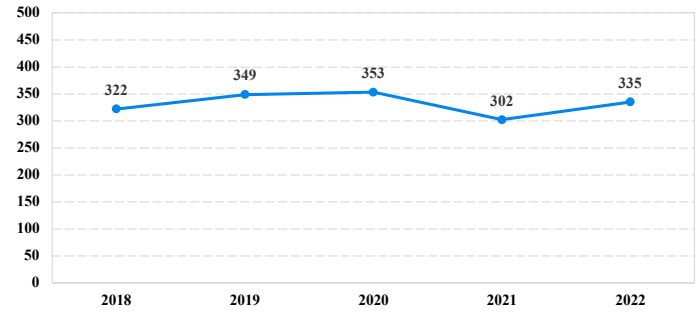
FINE ONLY

FINE ONLY	1	0	0	0	0	0	0	1	0
------------------	----------	----------	----------	----------	----------	----------	----------	----------	----------

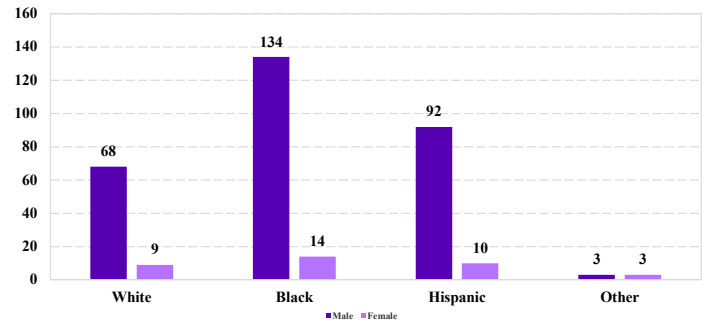
Cases with indeterminable sentence terms are excluded from the calculation of the Mean Sentence or Median Sentence category. Sentences greater than 470 months and probation were included in the sentence average computations as 470 months and zero months, respectively. Cases in the Total Receiving Imprisonment, Total Receiving Probation, and Fine Only categories total 100 percent of all cases. Cases missing information required for a specific analysis were excluded from that analysis. Descriptions of variables used in this analysis are provided in Appendix A.

SOURCE: U.S. Sentencing Commission, 2018 - 2022 Datafiles, USSCFY18 - USSCFY22.

Number of Federal Offenders Over Time



Race and Gender



Citizenship, Guilty Pleas, and Trials

