

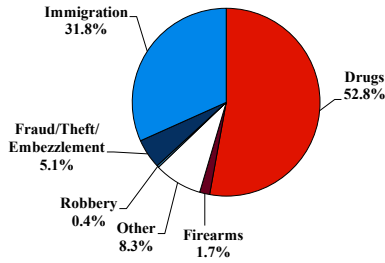
# District at a Glance

## Southern District of California

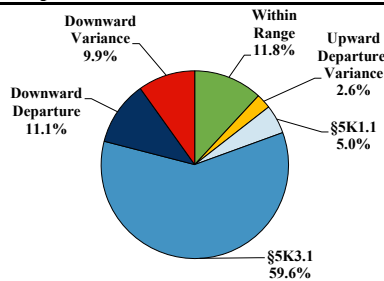
### Fiscal Year 2022



#### Type of Crime



#### Sentence Imposed Relative to the Guideline Range



#### SENTENCING INFORMATION BY TYPE OF CRIME

	TOTAL	Immigration	Drug Trafficking	Firearms	Fraud/Theft /Embezzle	Robbery	Child Porn	Money Laundering	All Other
<b>Total</b>	<b>3,474</b>	<b>1,103</b>	<b>1,827</b>	<b>59</b>	<b>176</b>	<b>13</b>	<b>11</b>	<b>102</b>	<b>183</b>
Mean Sentence (months)	27	13	37	27	14	84	97	32	17
Median Sentence (months)	18	12	30	24	12	57	84	14	5

#### IMPRISONMENT

	TOTAL	Immigration	Drug Trafficking	Firearms	Fraud/Theft /Embezzle	Robbery	Child Porn	Money Laundering	All Other
<b>Total Receiving Imprisonment</b>	<b>3,367</b>	<b>1,091</b>	<b>1,795</b>	<b>59</b>	<b>152</b>	<b>13</b>	<b>11</b>	<b>96</b>	<b>150</b>
Prison Only	3,083	1,051	1,595	52	132	12	10	88	143
Up to 12 Months	837	549	94	9	54	1	0	35	95
13 to 60 Months	1,965	493	1,271	39	77	5	3	41	36
61 to 120 Months	239	8	204	4	1	4	5	6	7
Over 120 Months	42	1	26	0	0	2	2	6	5
Prison and Alternatives	284	40	200	7	20	1	1	8	7

#### PROBATION

	TOTAL	Immigration	Drug Trafficking	Firearms	Fraud/Theft /Embezzle	Robbery	Child Porn	Money Laundering	All Other
<b>Total Receiving Probation</b>	<b>105</b>	<b>12</b>	<b>32</b>	<b>0</b>	<b>24</b>	<b>0</b>	<b>0</b>	<b>6</b>	<b>31</b>
Probation Only	73	6	19	0	19	0	0	4	25
Probation and Alternatives	32	6	13	0	5	0	0	2	6

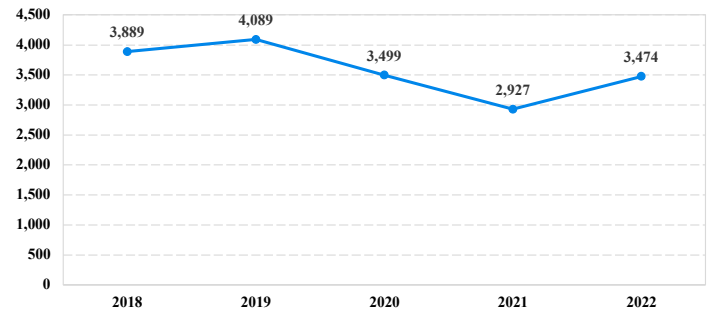
#### FINE ONLY

	TOTAL	Immigration	Drug Trafficking	Firearms	Fraud/Theft /Embezzle	Robbery	Child Porn	Money Laundering	All Other
<b>Total</b>	<b>2</b>	<b>0</b>	<b>0</b>	<b>0</b>	<b>0</b>	<b>0</b>	<b>0</b>	<b>0</b>	<b>2</b>

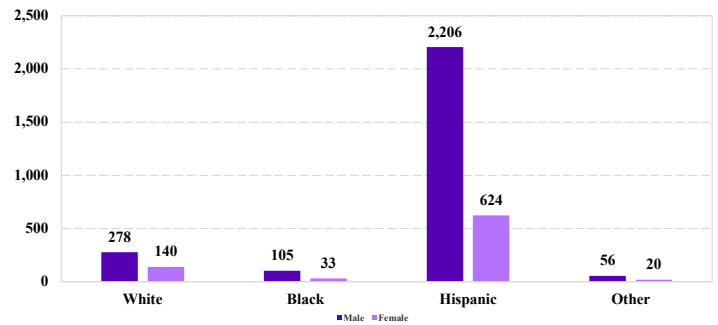
Cases with indeterminable sentence terms are excluded from the calculation of the Mean Sentence or Median Sentence category. Sentences greater than 470 months and probation were included in the sentence average computations as 470 months and zero months, respectively. Cases in the Total Receiving Imprisonment, Total Receiving Probation, and Fine Only categories total 100 percent of all cases. Cases missing information required for a specific analysis were excluded from that analysis. Descriptions of variables used in this analysis are provided in Appendix A.

SOURCE: U.S. Sentencing Commission, 2018 - 2022 Datafiles, USSCFY18 - USSCFY22.

#### Number of Federal Offenders Over Time



#### Race and Gender



#### Citizenship, Guilty Pleas, and Trials

