

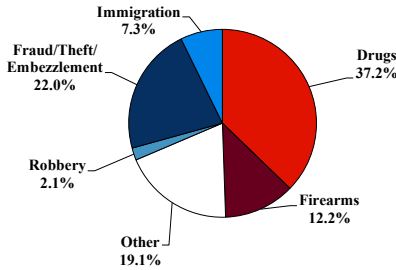
District at a Glance

Central District of California

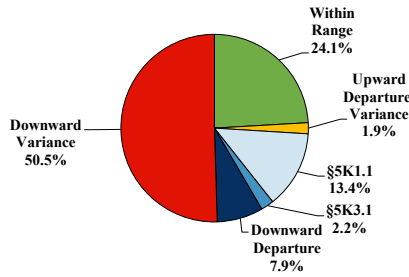
Fiscal Year 2022



Type of Crime



Sentence Imposed Relative to the Guideline Range



SENTENCING INFORMATION BY TYPE OF CRIME

	TOTAL	Immigration	Drug Trafficking	Firearms	Fraud/Theft /Embezzle	Robbery	Child Porn	Money Laundering	All Other
Total	1,128	82	416	138	248	24	30	35	155
Mean Sentence (months)	53	23	77	40	25	94	72	34	59
Median Sentence (months)	36	18	60	36	14	70	57	13	15

IMPRISONMENT

Total Receiving Imprisonment	1,013	74	409	132	202	24	30	26	116
Prison Only	946	74	389	125	171	23	29	24	111
Up to 12 Months	139	25	28	7	48	1	1	4	25
13 to 60 Months	492	46	164	94	100	9	15	13	51
61 to 120 Months	206	3	134	22	18	6	9	4	10
Over 120 Months	109	0	63	2	5	7	4	3	25
Prison and Alternatives	67	0	20	7	31	1	1	2	5

PROBATION

Total Receiving Probation	109	8	7	6	44	0	0	9	35
Probation Only	68	5	2	4	29	0	0	5	23
Probation and Alternatives	41	3	5	2	15	0	0	4	12

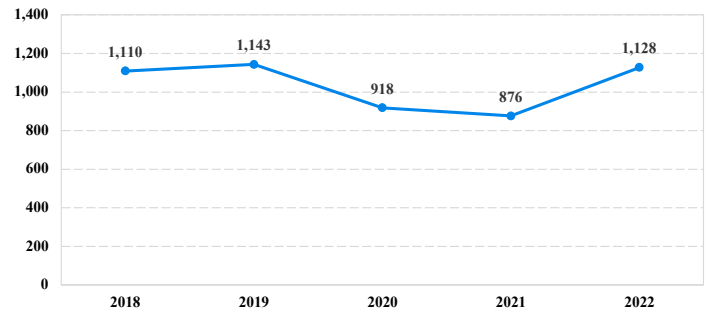
FINE ONLY

Total	6	0	0	0	2	0	0	0	4
--------------	----------	----------	----------	----------	----------	----------	----------	----------	----------

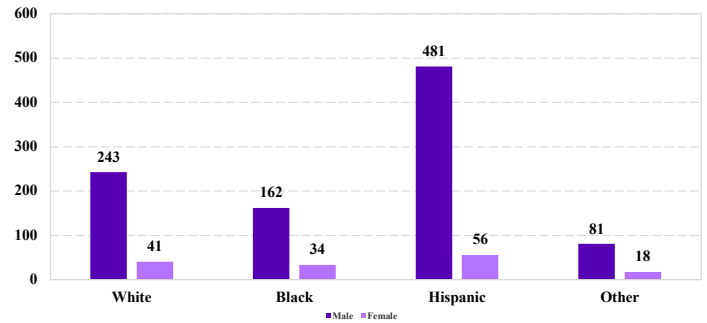
Cases with indeterminable sentence terms are excluded from the calculation of the Mean Sentence or Median Sentence category. Sentences greater than 470 months and probation were included in the sentence average computations as 470 months and zero months, respectively. Cases in the Total Receiving Imprisonment, Total Receiving Probation, and Fine Only categories total 100 percent of all cases. Cases missing information required for a specific analysis were excluded from that analysis. Descriptions of variables used in this analysis are provided in Appendix A.

SOURCE: U.S. Sentencing Commission, 2018 - 2022 Datafiles, USSCFY18 - USSCFY22.

Number of Federal Offenders Over Time



Race and Gender



Citizenship, Guilty Pleas, and Trials

