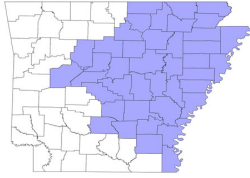


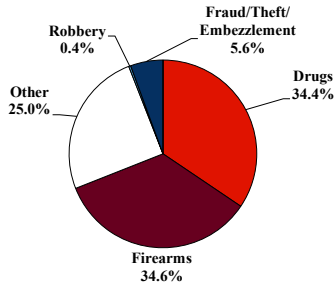
District at a Glance

Eastern District of Arkansas

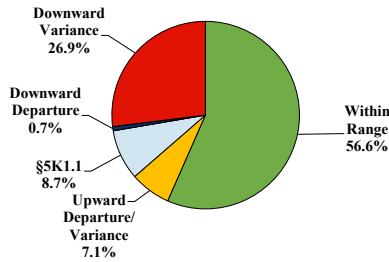
Fiscal Year 2022



Type of Crime



Sentence Imposed Relative to the Guideline Range



SENTENCING INFORMATION BY TYPE OF CRIME

	TOTAL	Immigration	Drug Trafficking	Firearms	Fraud/Theft /Embezzle	Robbery	Child Porn	Money Laundering	All Other
	555	0	191	192	31	2	14	3	122
Mean Sentence (months)	66	--	82	65	19	--	94	49	51
Median Sentence (months)	46	--	69	48	5	--	76	18	6

IMPRISONMENT

Total Receiving Imprisonment	500	0	173	179	19	2	13	3	111
Prison Only	496	0	172	179	18	2	12	3	110
Up to 12 Months	86	0	11	6	5	0	0	1	63
13 to 60 Months	202	0	60	106	10	0	2	1	23
61 to 120 Months	122	0	63	42	3	1	6	1	6
Over 120 Months	86	0	38	25	0	1	4	0	18
Prison and Alternatives	4	0	1	0	1	0	1	0	1

PROBATION

Total Receiving Probation	55	0	18	13	12	0	1	0	11
Probation Only	47	0	14	11	11	0	1	0	10
Probation and Alternatives	8	0	4	2	1	0	0	0	1

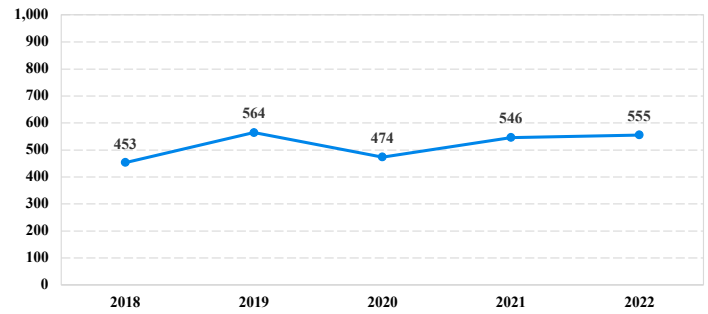
FINE ONLY

	0	0	0	0	0	0	0	0	0
--	----------	----------	----------	----------	----------	----------	----------	----------	----------

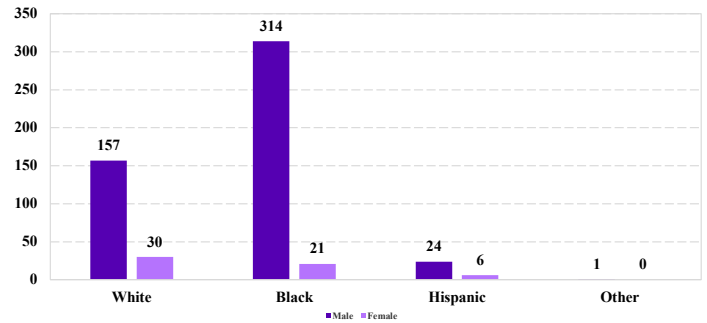
Cases with indeterminable sentence terms are excluded from the calculation of the Mean Sentence or Median Sentence category. Sentences greater than 470 months and probation were included in the sentence average computations as 470 months and zero months, respectively. Cases in the Total Receiving Imprisonment, Total Receiving Probation, and Fine Only categories total 100 percent of all cases. Cases missing information required for a specific analysis were excluded from that analysis. Descriptions of variables used in this analysis are provided in Appendix A.

SOURCE: U.S. Sentencing Commission, 2018 - 2022 Datafiles, USSCFY18 - USSCFY22.

Number of Federal Offenders Over Time



Race and Gender



Citizenship, Guilty Pleas, and Trials

