

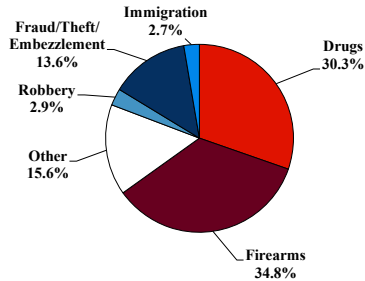
District at a Glance

Northern District of Alabama

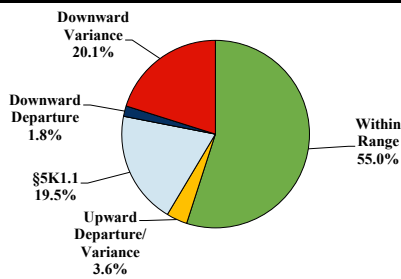
Fiscal Year 2022



Type of Crime



Sentence Imposed Relative to the Guideline Range



SENTENCING INFORMATION BY TYPE OF CRIME

	TOTAL	Immigration	Drug Trafficking	Firearms	Fraud/Theft /Embezzle	Robbery	Child Porn	Money Laundering	All Other
	442	12	119	154	60	13	5	9	70
Mean Sentence (months)	63	16	111	45	17	145	132	44	53
Median Sentence (months)	37	6	87	37	9	139	108	18	0

IMPRISONMENT

Total Receiving Imprisonment	344	8	117	138	34	13	5	6	23
Prison Only	335	8	114	135	32	13	5	6	22
Up to 12 Months	25	3	6	6	7	1	0	0	2
13 to 60 Months	166	5	29	98	23	1	0	4	6
61 to 120 Months	77	0	39	25	1	4	3	1	4
Over 120 Months	67	0	40	6	1	7	2	1	10
Prison and Alternatives	9	0	3	3	2	0	0	0	1

PROBATION

Total Receiving Probation	66	4	2	16	22	0	0	3	19
Probation Only	46	2	2	12	12	0	0	2	16
Probation and Alternatives	20	2	0	4	10	0	0	1	3

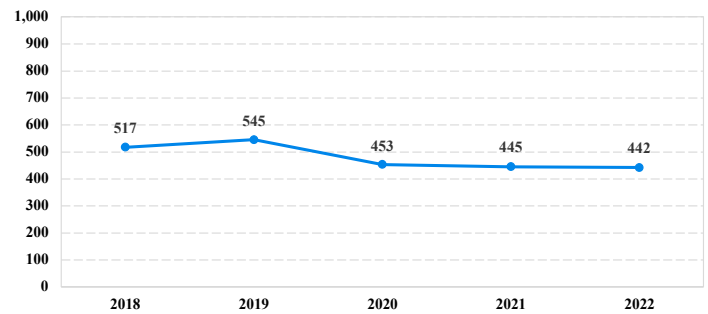
FINE ONLY

FINE ONLY	32	0	0	0	4	0	0	0	28
------------------	-----------	----------	----------	----------	----------	----------	----------	----------	-----------

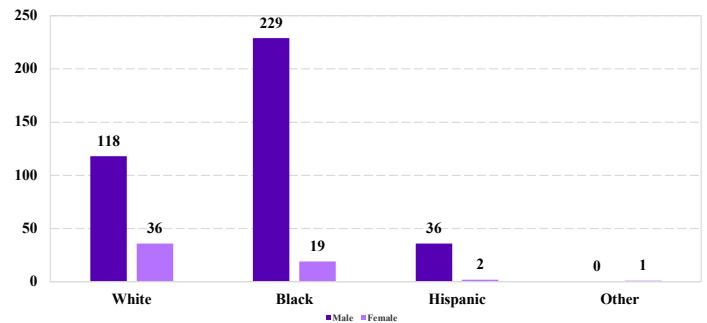
Cases with indeterminable sentence terms are excluded from the calculation of the Mean Sentence or Median Sentence category. Sentences greater than 470 months and probation were included in the sentence average computations as 470 months and zero months, respectively. Cases in the Total Receiving Imprisonment, Total Receiving Probation, and Fine Only categories total 100 percent of all cases. Cases missing information required for a specific analysis were excluded from that analysis. Descriptions of variables used in this analysis are provided in Appendix A.

SOURCE: U.S. Sentencing Commission, 2018 - 2022 Datafiles, USSCFY18 - USSCFY22.

Number of Federal Offenders Over Time



Race and Gender



Citizenship, Guilty Pleas, and Trials

