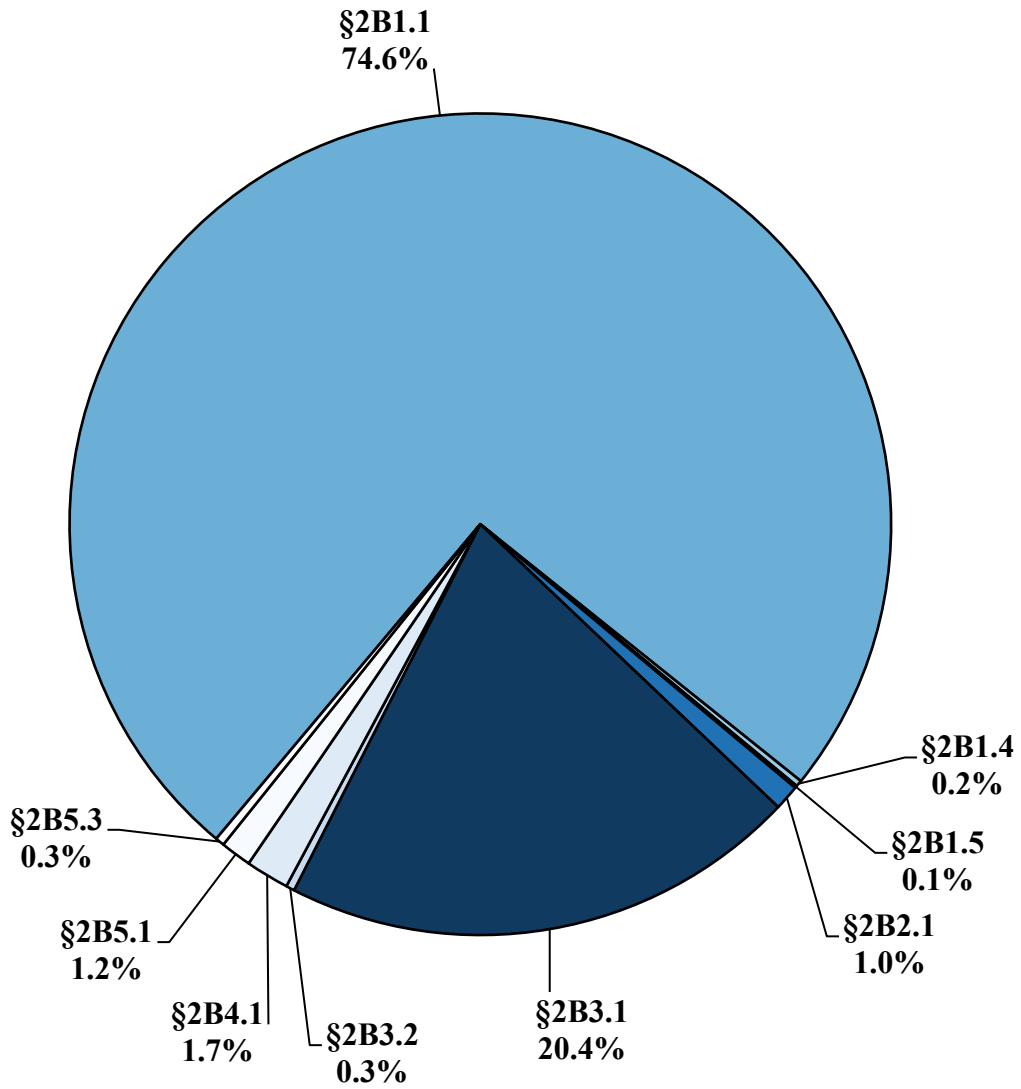


Figure E-1

**DISTRIBUTION OF ECONOMIC OFFENSE OFFENDERS
BY GUIDELINE¹
Fiscal Year 2022**



¹ Of the 64,142 cases, in 7,114 the offender was sentenced under USSG Chapter Two, Part B (Basic Economic Offenses). Of these, 6,977 offenders were sentenced under §§2B1.1 (Theft, Property Destruction, and Fraud Offenses), 2B1.4 (Insider Trading), 2B1.5 (Cultural Heritage Resources), 2B2.1 (Burglary), 2B3.1 (Robbery), 2B3.2 (Extortion), 2B4.1 (Bribery), 2B5.1 (Counterfeiting), or 2B5.3 (Copyright). Descriptions of variables used in this figure are provided in Appendix A.

SOURCE: U.S. Sentencing Commission, 2022 Datafile, USSCFY22.

Table E-1

RACE OF ECONOMIC OFFENSE OFFENDERS¹
Fiscal Year 2022

GUIDELINE	TOTAL	WHITE		BLACK		HISPANIC		OTHER	
		N	%	N	%	N	%	N	%
TOTAL	6,949	2,496	35.9	2,609	37.5	1,396	20.1	448	6.4
§2B1.1	5,181	2,112	40.8	1,636	31.6	1,111	21.4	322	6.2
§2B1.4	17	7	41.2	1	5.9	3	17.6	6	35.3
§2B1.5	7	5	71.4	0	0.0	1	14.3	1	14.3
§2B2.1	69	20	29.0	24	34.8	8	11.6	17	24.6
§2B3.1	1,423	230	16.2	887	62.3	231	16.2	75	5.3
§2B3.2	23	12	52.2	5	21.7	6	26.1	0	0.0
§2B4.1	119	55	46.2	21	17.6	25	21.0	18	15.1
§2B5.1	86	44	51.2	30	34.9	11	12.8	1	1.2
§2B5.3	24	11	45.8	5	20.8	0	0.0	8	33.3

¹ Of the 64,142 cases, in 7,114 the offender was sentenced under USSG Chapter Two, Part B (Basic Economic Offenses). Of these, 6,977 offenders were sentenced under §§2B1.1 (Theft, Property Destruction, and Fraud Offenses), 2B1.4 (Insider Trading), 2B1.5 (Cultural Heritage Resources), 2B2.1 (Burglary), 2B3.1 (Robbery), 2B3.2 (Extortion), 2B4.1 (Bribery), 2B5.1 (Counterfeiting), or 2B5.3 (Copyright). Of these 6,977 cases, 28 were excluded due to missing information on offender's race. Descriptions of variables used in this table are provided in Appendix A.

SOURCE: U.S. Sentencing Commission, 2022 Datafile, USSCFY22.

Table E-2**GENDER OF ECONOMIC OFFENSE OFFENDERS¹
Fiscal Year 2021**

GUIDELINE	TOTAL	MALE		FEMALE	
		N	%	N	%
TOTAL	5,840	4,407	75.5	1,433	24.5
§2B1.1	4,234	2,932	69.2	1,302	30.8
§2B1.4	7	7	100.0	0	0.0
§2B1.5	7	7	100.0	0	0.0
§2B2.1	54	49	90.7	5	9.3
§2B3.1	1,290	1,215	94.2	75	5.8
§2B3.2	28	25	89.3	3	10.7
§2B4.1	86	72	83.7	14	16.3
§2B5.1	98	72	73.5	26	26.5
§2B5.3	36	28	77.8	8	22.2

¹ Of the 57,287 cases, in 5,939 the offender was sentenced under USSG Chapter Two, Part B (Basic Economic Offenses). Of these, 5,841 offenders were sentenced under §§2B1.1 (Theft, Property Destruction, and Fraud Offenses), 2B1.4 (Insider Trading), 2B1.5 (Cultural Heritage Resources), 2B2.1 (Burglary), 2B3.1 (Robbery), 2B3.2 (Extortion), 2B4.1 (Bribery), 2B5.1 (Counterfeiting), or 2B5.3 (Copyright). Of these 5,841 cases, one was excluded due to missing information on offender's gender. Descriptions of variables used in this table are provided in Appendix A.

Table E-3

AGE OF ECONOMIC OFFENSE OFFENDERS¹
Fiscal Year 2022

GUIDELINE	TOTAL	Under 21		21 to 25		26 to 30		31 to 35		36 to 40		41 to 50		51 to 60		Over 60	
		N	%	N	%	N	%	N	%	N	%	N	%	N	%	N	%
TOTAL	6,976	172	2.5	764	11.0	940	13.5	977	14.0	920	13.2	1,480	21.2	1,088	15.6	635	9.1
§2B1.1	5,207	69	1.3	372	7.1	592	11.4	700	13.4	742	14.3	1,233	23.7	934	17.9	565	10.9
§2B1.4	17	0	0.0	0	0.0	1	5.9	3	17.6	0	0.0	7	41.2	6	35.3	0	0.0
§2B1.5	7	0	0.0	2	28.6	0	0.0	2	28.6	1	14.3	0	0.0	1	14.3	1	14.3
§2B2.1	69	3	4.3	8	11.6	22	31.9	9	13.0	9	13.0	15	21.7	2	2.9	1	1.4
§2B3.1	1,424	99	7.0	373	26.2	293	20.6	232	16.3	138	9.7	162	11.4	91	6.4	36	2.5
§2B3.2	23	0	0.0	0	0.0	6	26.1	5	21.7	2	8.7	6	26.1	2	8.7	2	8.7
§2B4.1	119	0	0.0	0	0.0	3	2.5	7	5.9	9	7.6	31	26.1	41	34.5	28	23.5
§2B5.1	86	1	1.2	8	9.3	21	24.4	17	19.8	12	14.0	20	23.3	6	7.0	1	1.2
§2B5.3	24	0	0.0	1	4.2	2	8.3	2	8.3	7	29.2	6	25.0	5	20.8	1	4.2

¹ Of the 64,142 cases, in 7,114 the offender was sentenced under USSG Chapter Two, Part B (Basic Economic Offenses). Of these, 6,977 offenders were sentenced under §§2B1.1 (Theft, Property Destruction, and Fraud Offenses), 2B1.4 (Insider Trading), 2B1.5 (Cultural Heritage Resources), 2B2.1 (Burglary), 2B3.1 (Robbery), 2B3.2 (Extortion), 2B4.1 (Bribery), 2B5.1 (Counterfeiting), or 2B5.3 (Copyright). Of these 6,977 cases, one was excluded due to missing information on offender's age. Descriptions of variables used in this table are provided in Appendix A.

SOURCE: U.S. Sentencing Commission, 2022 Datafile, USSCFY22.

Table E-4

CITIZENSHIP OF ECONOMIC OFFENSE OFFENDERS¹
Fiscal Year 2022

GUIDELINE	TOTAL	U.S. CITIZEN		NON-U.S. CITIZEN	
		N	%	N	%
TOTAL	6,973	6,148	88.2	825	11.8
§2B1.1	5,204	4,458	85.7	746	14.3
§2B1.4	17	15	88.2	2	11.8
§2B1.5	7	7	100.0	0	0.0
§2B2.1	69	65	94.2	4	5.8
§2B3.1	1,424	1,366	95.9	58	4.1
§2B3.2	23	21	91.3	2	8.7
§2B4.1	119	112	94.1	7	5.9
§2B5.1	86	84	97.7	2	2.3
§2B5.3	24	20	83.3	4	16.7

¹ Of the 64,142 cases, in 7,114 the offender was sentenced under USSG Chapter Two, Part B (Basic Economic Offenses). Of these, 6,977 offenders were sentenced under §§2B1.1 (Theft, Property Destruction, and Fraud Offenses), 2B1.4 (Insider Trading), 2B1.5 (Cultural Heritage Resources), 2B2.1 (Burglary), 2B3.1 (Robbery), 2B3.2 (Extortion), 2B4.1 (Bribery), 2B5.1 (Counterfeiting), or 2B5.3 (Copyright). Of these 6,977 cases, four were excluded due to missing information on offender's citizenship status. Descriptions of variables used in this table are provided in Appendix A.

SOURCE: U.S. Sentencing Commission, 2022 Datafile, USSCFY22.

Table E-5

EDUCATION OF ECONOMIC OFFENSE OFFENDERS¹
Fiscal Year 2022

GUIDELINE	TOTAL	LESS THAN HIGH SCHOOL GRADUATE		HIGH SCHOOL GRADUATE		SOME COLLEGE		COLLEGE GRADUATE	
		N	%	N	%	N	%	N	%
TOTAL	6,941	1,374	19.8	2,189	31.5	2,058	29.6	1,320	19.0
§2B1.1	5,175	798	15.4	1,469	28.4	1,707	33.0	1,201	23.2
§2B1.4	17	1	5.9	0	0.0	2	11.8	14	82.4
§2B1.5	7	0	0.0	2	28.6	4	57.1	1	14.3
§2B2.1	69	22	31.9	29	42.0	18	26.1	0	0.0
§2B3.1	1,421	521	36.7	627	44.1	251	17.7	22	1.5
§2B3.2	23	5	21.7	8	34.8	7	30.4	3	13.0
§2B4.1	119	4	3.4	11	9.2	30	25.2	74	62.2
§2B5.1	86	21	24.4	34	39.5	31	36.0	0	0.0
§2B5.3	24	2	8.3	9	37.5	8	33.3	5	20.8

¹ Of the 64,142 cases, in 7,114 the offender was sentenced under USSG Chapter Two, Part B (Basic Economic Offenses). Of these, 6,977 offenders were sentenced under §§2B1.1 (Theft, Property Destruction, and Fraud Offenses), 2B1.4 (Insider Trading), 2B1.5 (Cultural Heritage Resources), 2B2.1 (Burglary), 2B3.1 (Robbery), 2B3.2 (Extortion), 2B4.1 (Bribery), 2B5.1 (Counterfeiting), or 2B5.3 (Copyright). Of these 6,977 cases, 36 were excluded due to missing information on offender's education. Descriptions of variables used in this table are provided in Appendix A.

SOURCE: U.S. Sentencing Commission, 2022 Datafile, USSCFY22.

Table E-6

LOSS AMOUNT OF ECONOMIC OFFENSE OFFENDERS¹
Fiscal Year 2022

GUIDELINE	TOTAL	NO GUIDELINE INCREASE FOR LOSS AMOUNT ²		GUIDELINE INCREASE FOR LOSS AMOUNT		AMOUNT OF LOSS ³		
		N	%	N	%	N	Mean	Median
TOTAL	6,890	2,201	31.9	4,689	68.1	5,272	\$5,002,193	\$93,335
§2B1.1	5,148	876	17.0	4,272	83.0	4,098	\$6,373,648	\$160,737
§2B1.4	17	0	0.0	17	100.0	14	\$2,129,749	\$973,580
§2B1.5	7	1	14.3	6	85.7	7	\$92,613	\$90,292
§2B2.1	68	45	66.2	23	33.8	42	\$42,120	\$3,865
§2B3.1	1,402	1,234	88.0	168	12.0	931	\$24,694	\$1,700
§2B3.2	23	14	60.9	9	39.1	10	\$484,350	\$51,429
§2B4.1	116	1	0.9	115	99.1	93	\$2,010,563	\$427,000
§2B5.1	86	30	34.9	56	65.1	61	\$19,867	\$5,580
§2B5.3	23	0	0.0	23	100.0	16	\$255,744	\$120,000

¹ Of the 64,142 cases, in 7,114 the offender was sentenced under USSG Chapter Two, Part B (Basic Economic Offenses). Of these, 6,977 offenders were sentenced under §§2B1.1 (Theft, Property Destruction, and Fraud Offenses), 2B1.4 (Insider Trading), 2B1.5 (Cultural Heritage Resources), 2B2.1 (Burglary), 2B3.1 (Robbery), 2B3.2 (Extortion), 2B4.1 (Bribery), 2B5.1 (Counterfeiting), or 2B5.3 (Copyright). Of these, the Commission received complete guideline application information for 6,890 cases. In 4,689 cases the guideline range was enhanced due to the amount of loss involved in the case. Descriptions of variables used in this table are provided in Appendix A.

² A loss may exist in cases where there was no guideline increase for loss amount and those amounts are included in the amount of loss columns.

³ Cases in which an exact loss amount was not reported were excluded from the amount of loss computation.

Table E-7

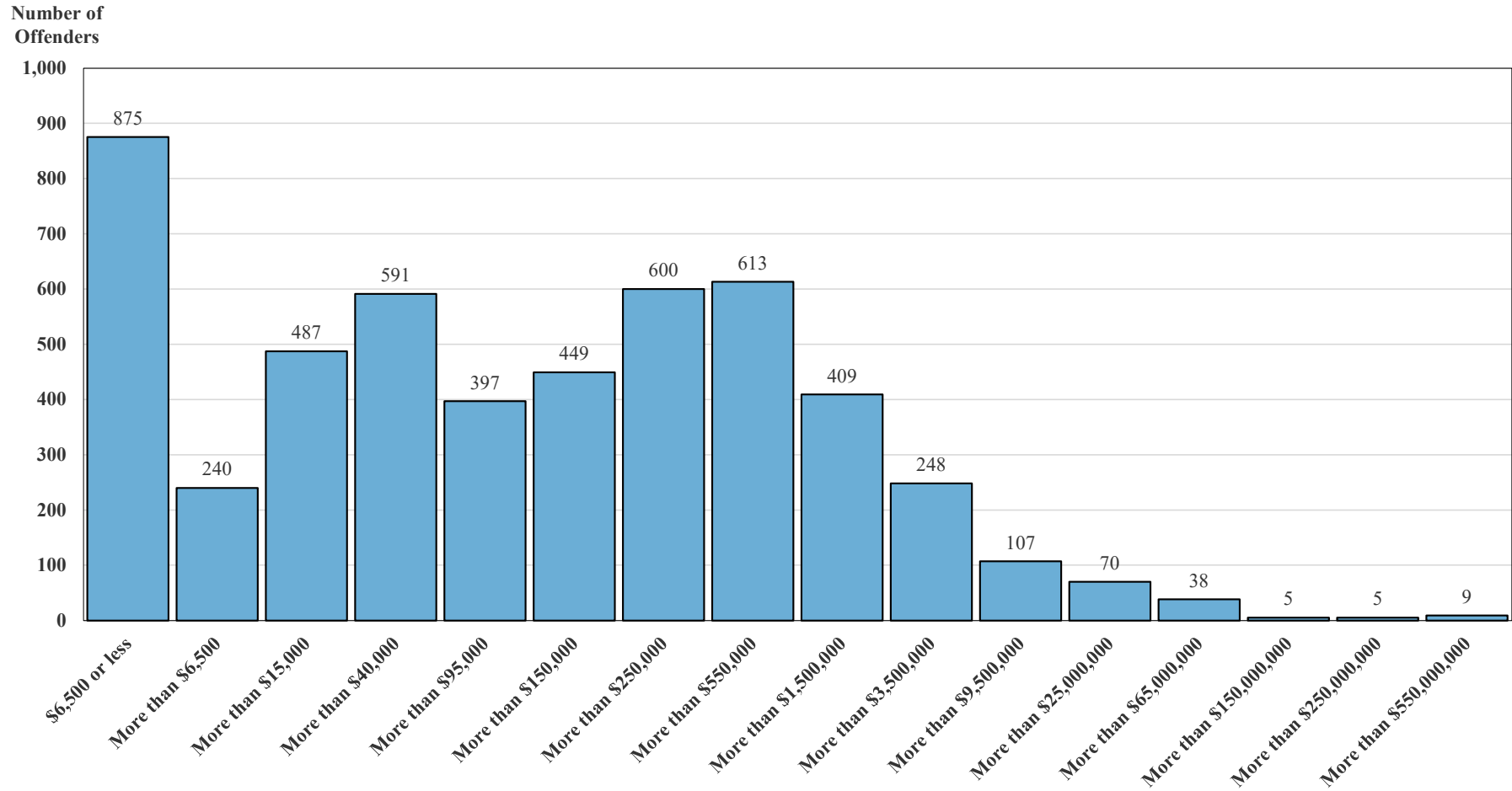
SENTENCE IMPOSED RELATIVE TO THE GUIDELINE RANGE FOR ECONOMIC OFFENSE OFFENDERS¹
Fiscal Year 2022

GUIDELINE	TOTAL	WITHIN GUIDELINE RANGE		DEPARTURE								VARIANCE	
		N	%	UPWARD		§5K1.1		§5K3.1		DOWNWARD		N	%
				N	%	N	%	N	%	N	%		
TOTAL	6,975	2,736	39.2	75	1.1	959	13.7	8	0.1	266	3.8	2,931	42.0
§2B1.1	5,206	2,086	40.1	61	1.2	703	13.5	7	0.1	174	3.3	2,175	41.8
§2B1.4	17	1	5.9	0	0.0	1	5.9	0	0.0	1	5.9	14	82.4
§2B1.5	7	1	14.3	0	0.0	0	0.0	0	0.0	1	14.3	5	71.4
§2B2.1	69	39	56.5	5	7.2	5	7.2	0	0.0	6	8.7	14	20.3
§2B3.1	1,424	536	37.6	8	0.6	179	12.6	0	0.0	75	5.3	626	44.0
§2B3.2	23	6	26.1	0	0.0	3	13.0	1	4.3	1	4.3	12	52.2
§2B4.1	119	15	12.6	0	0.0	56	47.1	0	0.0	4	3.4	44	37.0
§2B5.1	86	49	57.0	1	1.2	5	5.8	0	0.0	4	4.7	27	31.4
§2B5.3	24	3	12.5	0	0.0	7	29.2	0	0.0	0	0.0	14	58.3

¹ Of the 64,142 cases, in 7,114 the offender was sentenced under USSG Chapter Two, Part B (Basic Economic Offenses). Of these, 6,977 offenders were sentenced under §§2B1.1 (Theft, Property Destruction, and Fraud Offenses), 2B1.4 (Insider Trading), 2B1.5 (Cultural Heritage Resources), 2B2.1 (Burglary), 2B3.1 (Robbery), 2B3.2 (Extortion), 2B4.1 (Bribery), 2B5.1 (Counterfeiting), or 2B5.3 (Copyright). Of these 6,977 cases, two were excluded because information was missing from the submitted documents that prevented the comparison of the sentence and the guideline range. Descriptions of variables used in this table are provided in Appendix A.

Figure E-2

NUMBER OF OFFENDERS IN EACH §2B1.1 LOSS TABLE CATEGORY¹
Fiscal Year 2022

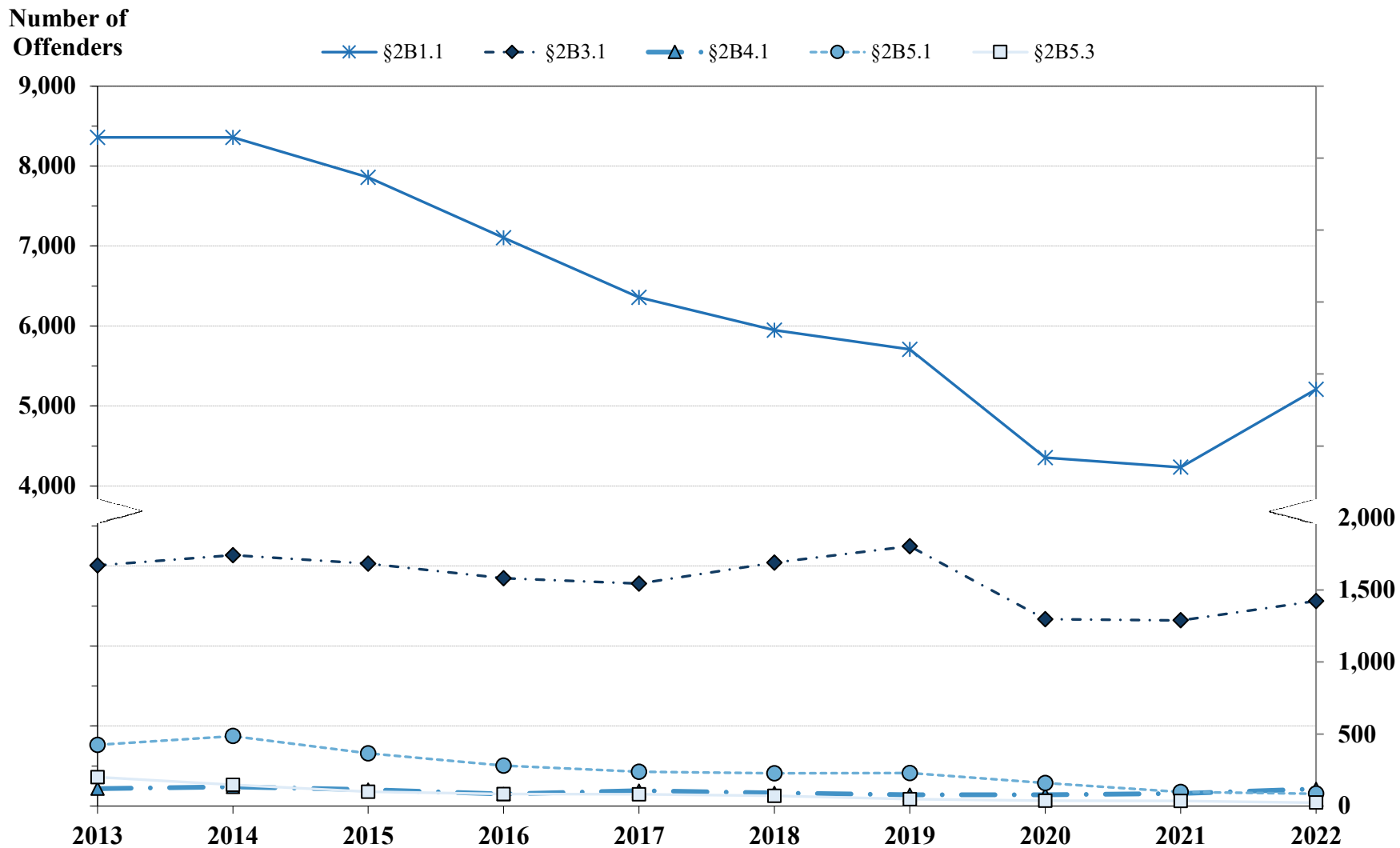


¹ Of the 64,142 cases, the Commission received complete guideline application information for 61,006 cases. Of these, 5,148 offenders were sentenced under §2B1.1 (Theft, Property Destruction, and Fraud Offenses). An additional five were excluded that were sentenced using a *Guidelines Manual* in effect prior to November 1, 2015. Descriptions of variables used in this figure are provided in Appendix A.

SOURCE: U.S. Sentencing Commission, 2022 Datafile, USSCFY22.

Figure E-3

NUMBER OF ECONOMIC OFFENSE OFFENDERS OVER TIME¹
Fiscal Years 2013 - 2022

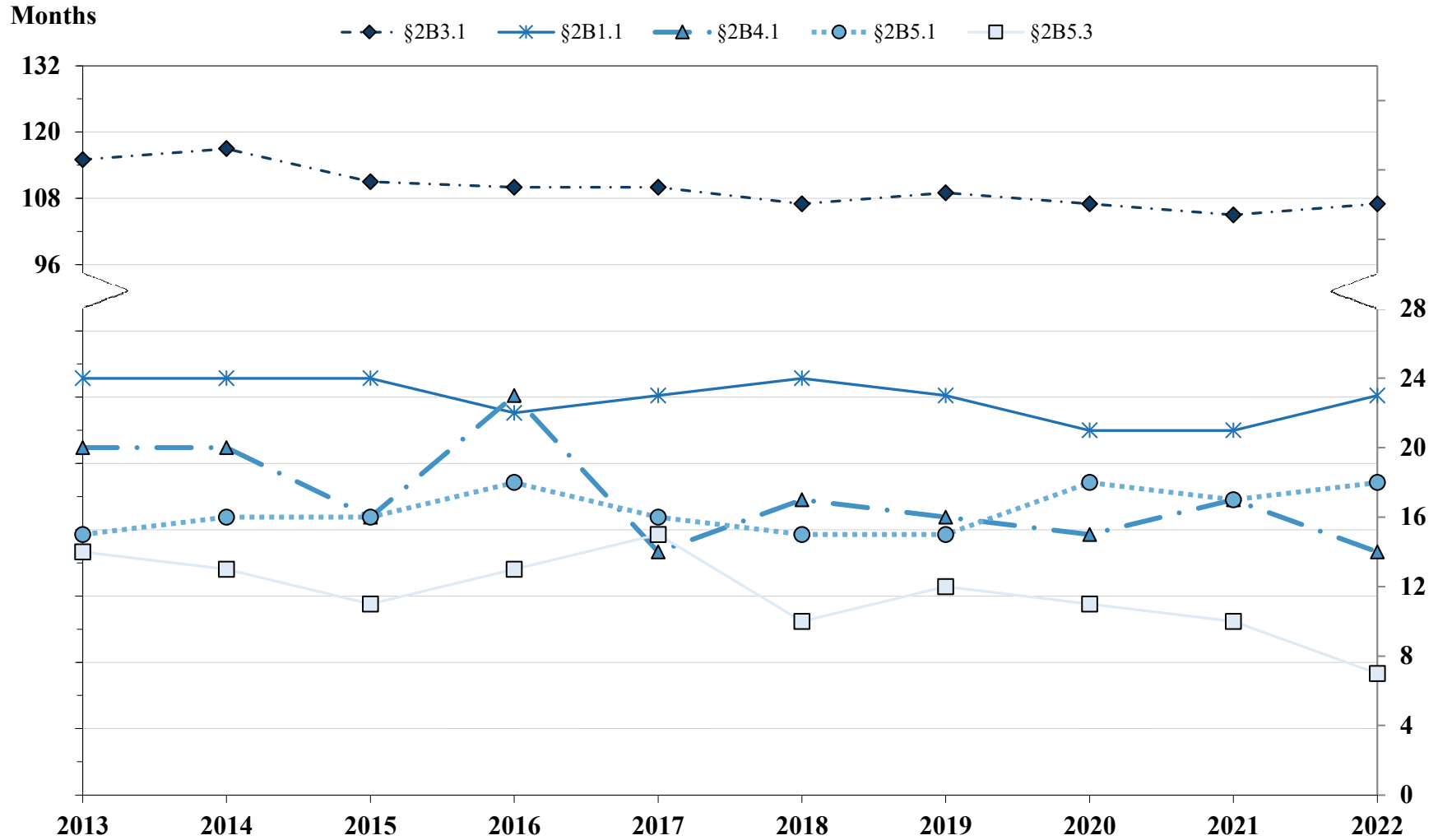


¹ Only offenders sentenced under §§2B1.1 (Theft, Property Destruction, and Fraud Offenses), 2B3.1 (Robbery), 2B4.1 (Bribery), 2B5.1 (Counterfeiting), or 2B5.3 (Copyright) are depicted in this figure. Descriptions of variables used in this figure are provided in Appendix A.

SOURCE: U.S. Sentencing Commission, 2013 - 2022 Datafiles, USSCFY13 - USSCFY22.

Figure E-4

SENTENCE LENGTH OF ECONOMIC OFFENSE OFFENDERS OVER TIME¹
Fiscal Years 2013 - 2022



¹ Only offenders sentenced under §§2B1.1 (Theft, Property Destruction, and Fraud Offenses), 2B3.1 (Robbery), 2B4.1 (Bribery), 2B5.1 (Counterfeiting), or 2B5.3 (Copyright) are depicted in this figure. Sentences of 470 months or greater (including life) and probation were included in the sentence average computations as 470 months and zero months, respectively. The information in this figure includes conditions of confinement as described in USSG §5C1.1. Cases missing sentencing information were also excluded. Descriptions of variables used in this figure are provided in Appendix A.

SOURCE: U.S. Sentencing Commission, 2013 - 2022 Datafiles, USSCFY13 - USSCFY22.