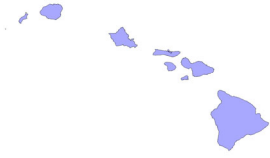


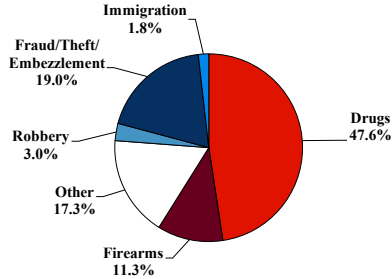
# District at a Glance

## District of Hawaii

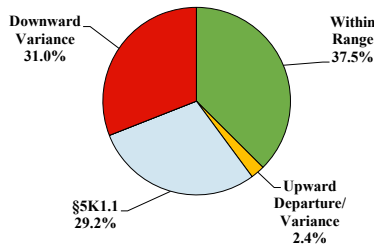
### Fiscal Year 2021



#### Type of Crime



#### Sentence Imposed Relative to the Guideline Range



#### SENTENCING INFORMATION BY TYPE OF CRIME

	TOTAL	Immigration	Drug Trafficking	Firearms	Fraud/Theft /Embezzle	Robbery	Child Porn	Money Laundering	All Other
<b>TOTAL</b>	<b>168</b>	<b>3</b>	<b>79</b>	<b>19</b>	<b>32</b>	<b>5</b>	<b>3</b>	<b>1</b>	<b>26</b>
Mean Sentence (months)	55	7	81	26	31	62	78	--	28
Median Sentence (months)	36	5	65	27	18	51	84	--	12

#### IMPRISONMENT

<b>Total Receiving Imprisonment</b>	<b>151</b>	<b>3</b>	<b>76</b>	<b>18</b>	<b>27</b>	<b>5</b>	<b>3</b>	<b>1</b>	<b>18</b>
Prison Only	143	3	73	17	27	4	3	1	15
Up to 12 Months	19	3	3	2	7	0	0	1	3
13 to 60 Months	72	0	28	15	17	3	1	0	8
61 to 120 Months	32	0	27	0	1	0	1	0	3
Over 120 Months	20	0	15	0	2	1	1	0	1
Prison and Alternatives	8	0	3	1	0	1	0	0	3

#### PROBATION

<b>Total Receiving Probation</b>	<b>17</b>	<b>0</b>	<b>3</b>	<b>1</b>	<b>5</b>	<b>0</b>	<b>0</b>	<b>0</b>	<b>8</b>
Probation Only	11	0	1	0	4	0	0	0	6
Probation and Alternatives	6	0	2	1	1	0	0	0	2

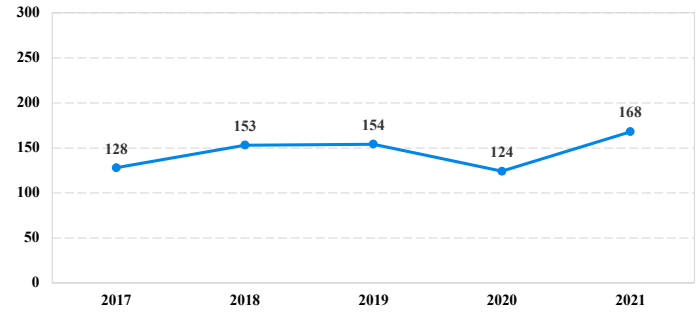
#### FINE ONLY

<b>FINE ONLY</b>	<b>0</b>	<b>0</b>	<b>0</b>	<b>0</b>	<b>0</b>	<b>0</b>	<b>0</b>	<b>0</b>	<b>0</b>
------------------	----------	----------	----------	----------	----------	----------	----------	----------	----------

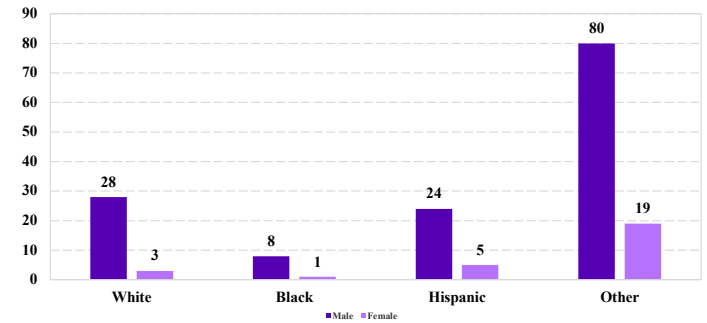
Cases with indeterminable sentence terms are excluded from the calculation of the Mean Sentence or Median Sentence category. Sentences greater than 470 months and probation were included in the sentence average computations as 470 months and zero months, respectively. Cases in the Total Receiving Imprisonment, Total Receiving Probation, and Fine Only categories total 100 percent of all cases. Cases missing information required for a specific analysis were excluded from that analysis. Descriptions of variables used in this analysis are provided in Appendix A.

SOURCE: U.S. Sentencing Commission, 2017 - 2021 Datafiles, USSCFY17 - USSCFY21.

#### Number of Federal Offenders Over Time



#### Race and Gender



#### Citizenship, Guilty Pleas, and Trials

