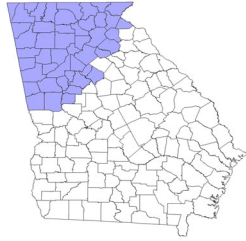


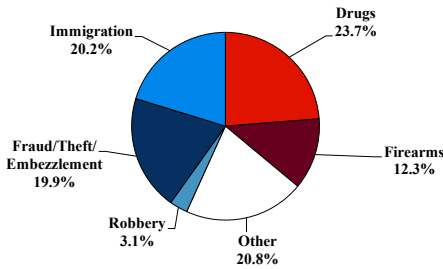
District at a Glance

Northern District of Georgia

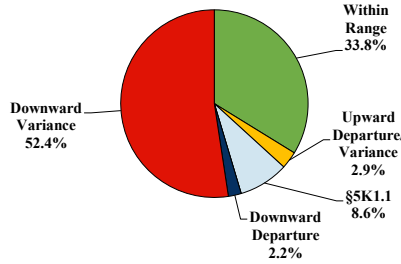
Fiscal Year 2021



Type of Crime



Sentence Imposed Relative to the Guideline Range



SENTENCING INFORMATION BY TYPE OF CRIME

	TOTAL	Immigration	Drug Trafficking	Firearms	Fraud/Theft /Embezzle	Robbery	Child Porn	Money Laundering	All Other
Total	544	110	129	67	108	17	20	25	68
Mean Sentence (months)	57	5	89	49	27	139	89	67	104
Median Sentence (months)	31	3	70	42	21	120	60	46	24

IMPRISONMENT

Total Receiving Imprisonment	493	107	127	60	82	17	20	24	56
Prison Only	476	107	121	57	77	16	20	24	54
Up to 12 Months	106	85	1	4	8	0	0	1	7
13 to 60 Months	210	22	47	35	57	3	12	16	18
61 to 120 Months	91	0	40	16	11	6	6	3	9
Over 120 Months	69	0	33	2	1	7	2	4	20
Prison and Alternatives	17	0	6	3	5	1	0	0	2

PROBATION

Total Receiving Probation	51	3	2	7	26	0	0	1	12
Probation Only	24	0	1	4	10	0	0	1	8
Probation and Alternatives	27	3	1	3	16	0	0	0	4

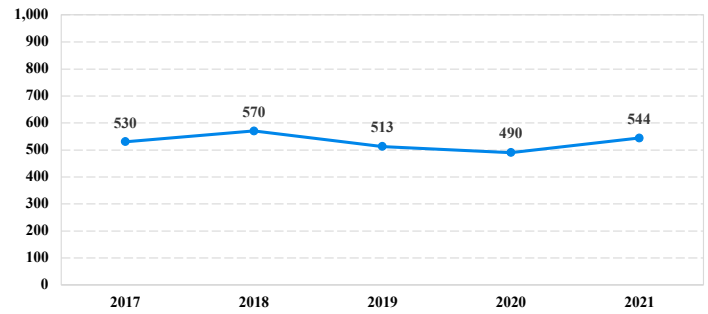
FINE ONLY

Total	0	0	0	0	0	0	0	0	0
--------------	----------	----------	----------	----------	----------	----------	----------	----------	----------

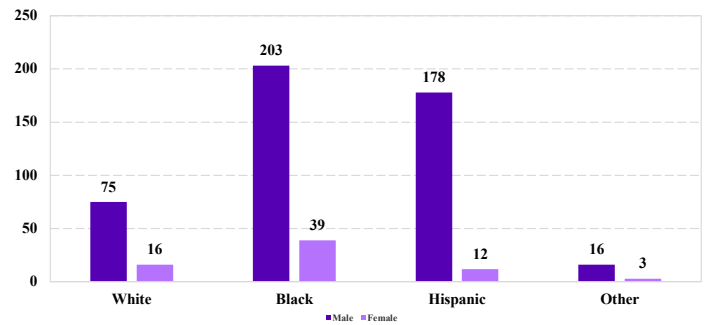
Cases with indeterminable sentence terms are excluded from the calculation of the Mean Sentence or Median Sentence category. Sentences greater than 470 months and probation were included in the sentence average computations as 470 months and zero months, respectively. Cases in the Total Receiving Imprisonment, Total Receiving Probation, and Fine Only categories total 100 percent of all cases. Cases missing information required for a specific analysis were excluded from that analysis. Descriptions of variables used in this analysis are provided in Appendix A.

SOURCE: U.S. Sentencing Commission, 2017 - 2021 Datafiles, USSCFY17 - USSCFY21.

Number of Federal Offenders Over Time



Race and Gender



Citizenship, Guilty Pleas, and Trials

