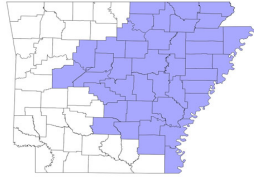


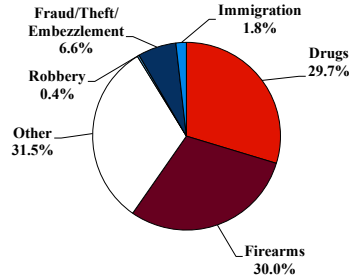
District at a Glance

Eastern District of Arkansas

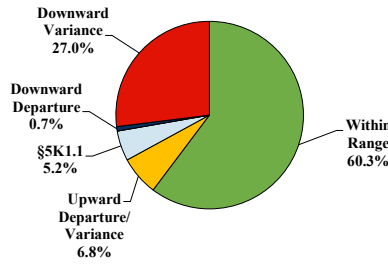
Fiscal Year 2021



Type of Crime



Sentence Imposed Relative to the Guideline Range



SENTENCING INFORMATION BY TYPE OF CRIME

	TOTAL	Immigration	Drug Trafficking	Firearms	Fraud/Theft /Embezzle	Robbery	Child Porn	Money Laundering	All Other
Total	546	10	162	164	36	2	6	3	163
Mean Sentence (months)	56	10	79	74	13	--	101	41	25
Median Sentence (months)	36	7	63	60	6	--	88	33	4

IMPRISONMENT

Total Receiving Imprisonment	496	10	147	158	18	1	6	2	154
Prison Only	491	10	145	158	18	1	6	2	151
Up to 12 Months	134	7	7	5	2	0	0	0	113
13 to 60 Months	181	3	54	79	16	0	2	1	26
61 to 120 Months	116	0	54	53	0	1	2	1	5
Over 120 Months	60	0	30	21	0	0	2	0	7
Prison and Alternatives	5	0	2	0	0	0	0	0	3

PROBATION

Total Receiving Probation	50	0	15	6	18	1	0	1	9
Probation Only	45	0	13	5	16	1	0	1	9
Probation and Alternatives	5	0	2	1	2	0	0	0	0

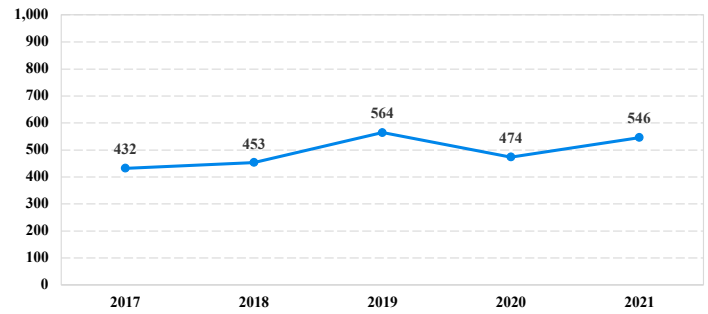
FINE ONLY

Total	0	0	0	0	0	0	0	0	0
--------------	----------	----------	----------	----------	----------	----------	----------	----------	----------

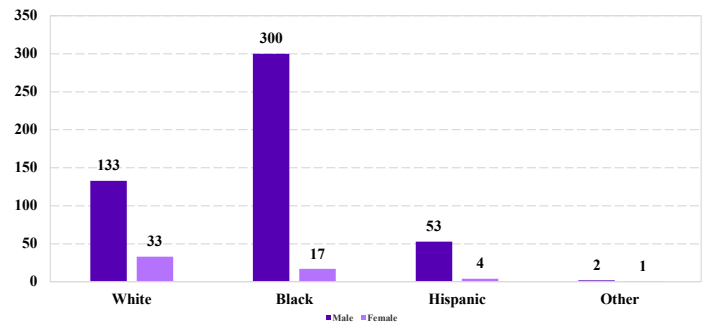
Cases with indeterminable sentence terms are excluded from the calculation of the Mean Sentence or Median Sentence category. Sentences greater than 470 months and probation were included in the sentence average computations as 470 months and zero months, respectively. Cases in the Total Receiving Imprisonment, Total Receiving Probation, and Fine Only categories total 100 percent of all cases. Cases missing information required for a specific analysis were excluded from that analysis. Descriptions of variables used in this analysis are provided in Appendix A.

SOURCE: U.S. Sentencing Commission, 2017 - 2021 Datafiles, USSCFY17 - USSCFY21.

Number of Federal Offenders Over Time



Race and Gender



Citizenship, Guilty Pleas, and Trials

