

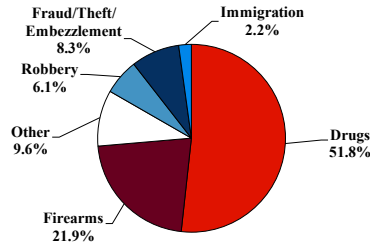
# District at a Glance

## Southern District of Alabama

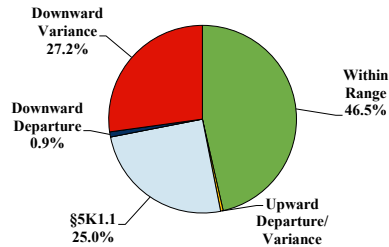
### Fiscal Year 2021



#### Type of Crime



#### Sentence Imposed Relative to the Guideline Range



#### SENTENCING INFORMATION BY TYPE OF CRIME

	TOTAL	Immigration	Drug Trafficking	Firearms	Fraud/Theft /Embezzle	Robbery	Child Porn	Money Laundering	All Other
<b>Total</b>	<b>228</b>	<b>5</b>	<b>118</b>	<b>50</b>	<b>19</b>	<b>14</b>	<b>3</b>	<b>1</b>	<b>18</b>
Mean Sentence (months)	71	19	86	45	10	118	210	--	64
Median Sentence (months)	60	6	77	37	8	116	151	--	18

#### IMPRISONMENT

	TOTAL	Immigration	Drug Trafficking	Firearms	Fraud/Theft /Embezzle	Robbery	Child Porn	Money Laundering	All Other
<b>Total Receiving Imprisonment</b>	<b>220</b>	<b>5</b>	<b>117</b>	<b>49</b>	<b>17</b>	<b>14</b>	<b>3</b>	<b>1</b>	<b>14</b>
Prison Only	205	4	110	47	13	14	3	1	13
Up to 12 Months	22	2	4	4	8	1	0	1	2
13 to 60 Months	81	1	36	30	5	2	1	0	6
61 to 120 Months	71	1	48	12	0	7	0	0	3
Over 120 Months	31	0	22	1	0	4	2	0	2
Prison and Alternatives	15	1	7	2	4	0	0	0	1

#### PROBATION

	TOTAL	Immigration	Drug Trafficking	Firearms	Fraud/Theft /Embezzle	Robbery	Child Porn	Money Laundering	All Other
<b>Total Receiving Probation</b>	<b>8</b>	<b>0</b>	<b>1</b>	<b>1</b>	<b>2</b>	<b>0</b>	<b>0</b>	<b>0</b>	<b>4</b>
Probation Only	7	0	1	0	2	0	0	0	4
Probation and Alternatives	1	0	0	1	0	0	0	0	0

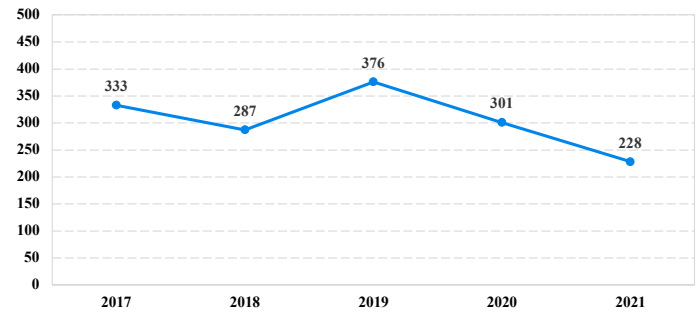
#### FINE ONLY

	TOTAL	Immigration	Drug Trafficking	Firearms	Fraud/Theft /Embezzle	Robbery	Child Porn	Money Laundering	All Other
<b>Total</b>	<b>0</b>	<b>0</b>	<b>0</b>	<b>0</b>	<b>0</b>	<b>0</b>	<b>0</b>	<b>0</b>	<b>0</b>

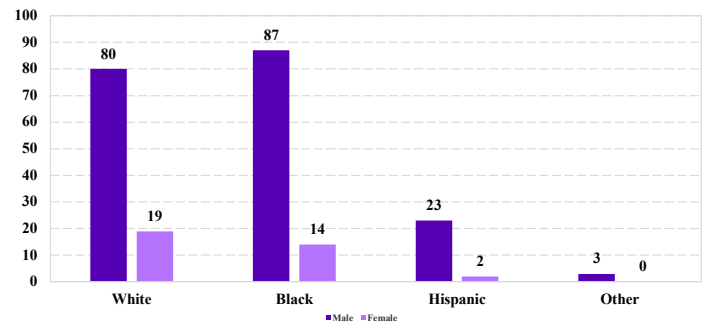
Cases with indeterminable sentence terms are excluded from the calculation of the Mean Sentence or Median Sentence category. Sentences greater than 470 months and probation were included in the sentence average computations as 470 months and zero months, respectively. Cases in the Total Receiving Imprisonment, Total Receiving Probation, and Fine Only categories total 100 percent of all cases. Cases missing information required for a specific analysis were excluded from that analysis. Descriptions of variables used in this analysis are provided in Appendix A.

SOURCE: U.S. Sentencing Commission, 2017 - 2021 Datafiles, USSCFY17 - USSCFY21.

#### Number of Federal Offenders Over Time



#### Race and Gender



#### Citizenship, Guilty Pleas, and Trials

