

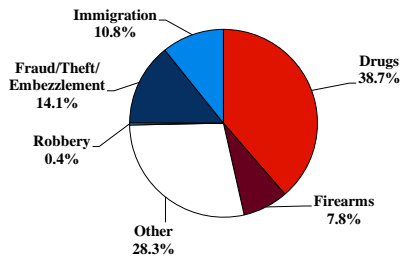
District at a Glance

Western District of Washington

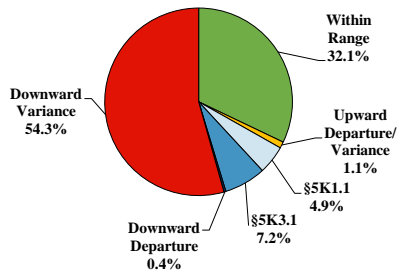
Fiscal Year 2020



Type of Crime



Sentence Imposed Relative to the Guideline Range



SENTENCING INFORMATION BY TYPE OF CRIME

	TOTAL	Immigration	Drug Trafficking	Firearms	Fraud/Theft /Embezzle	Robbery	Child Porn	Money Laundering	All Other
TOTAL	269	29	99	21	38	1	5	8	68
Mean Sentence (months)	30	3	45	28	7	--	40	103	20
Median Sentence (months)	10	0	36	30	0	--	34	102	0

IMPRISONMENT

Total Receiving Imprisonment	215	28	97	20	17	1	5	8	39
Prison Only	205	28	90	20	15	1	5	8	38
Up to 12 Months	80	26	17	3	8	0	2	0	24
13 to 60 Months	77	2	39	17	7	0	2	3	7
61 to 120 Months	37	0	31	0	0	0	1	2	3
Over 120 Months	11	0	3	0	0	1	0	3	4
Prison and Alternatives	10	0	7	0	2	0	0	0	1

PROBATION

Total Receiving Probation	21	1	2	1	12	0	0	0	5
Probation Only	18	1	1	1	10	0	0	0	5
Probation and Alternatives	3	0	1	0	2	0	0	0	0

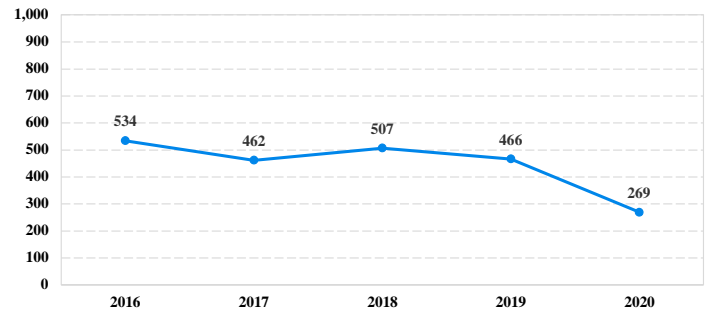
FINE ONLY

FINE ONLY	33	0	0	0	9	0	0	0	24
------------------	-----------	----------	----------	----------	----------	----------	----------	----------	-----------

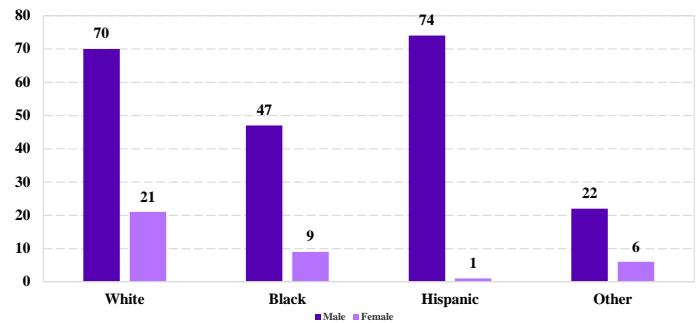
Cases with indeterminable sentence terms are excluded from the calculation of the Mean Sentence or Median Sentence category. Sentences greater than 470 months and probation were included in the sentence average computations as 470 months and zero months, respectively. Cases in the Total Receiving Imprisonment, Total Receiving Probation, and Fine Only categories total 100 percent of all cases. Cases missing information required for a specific analysis were excluded from that analysis. Descriptions of variables used in this analysis are provided in Appendix A.

SOURCE: U.S. Sentencing Commission, 2016 - 2020 Datafiles, USSCFY16 - USSCFY20.

Number of Federal Offenders Over Time



Race and Gender



Citizenship, Guilty Pleas, and Trials

