

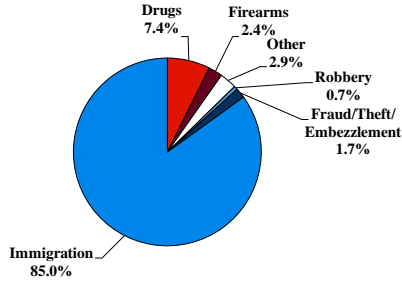
# District at a Glance

## Southern District of Texas

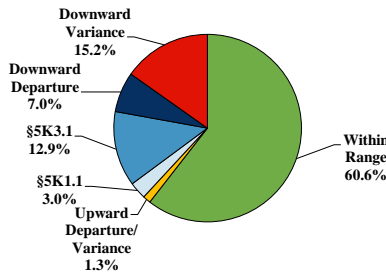
### Fiscal Year 2020



#### Type of Crime



#### Sentence Imposed Relative to the Guideline Range



#### SENTENCING INFORMATION BY TYPE OF CRIME

	TOTAL	Immigration	Drug Trafficking	Firearms	Fraud/Theft/Embezzle	Robbery	Child Porn	Money Laundering	All Other
<b>Total</b>	<b>8,538</b>	<b>7,254</b>	<b>629</b>	<b>202</b>	<b>143</b>	<b>58</b>	<b>31</b>	<b>53</b>	<b>168</b>
Mean Sentence (months)	17	9	73	32	19	133	94	54	55
Median Sentence (months)	6	5	60	24	5	109	78	24	18

#### IMPRISONMENT

	TOTAL	Immigration	Drug Trafficking	Firearms	Fraud/Theft/Embezzle	Robbery	Child Porn	Money Laundering	All Other
<b>Total Receiving Imprisonment</b>	<b>8,258</b>	<b>7,046</b>	<b>620</b>	<b>191</b>	<b>112</b>	<b>58</b>	<b>31</b>	<b>52</b>	<b>148</b>
Prison Only	8,134	6,949	610	181	111	58	31	50	144
Up to 12 Months	5,318	5,147	27	31	68	1	0	8	36
13 to 60 Months	2,361	1,772	308	127	30	11	7	29	77
61 to 120 Months	300	29	181	20	8	23	21	5	13
Over 120 Months	155	1	94	3	5	23	3	8	18
Prison and Alternatives	124	97	10	10	1	0	0	2	4

#### PROBATION

	TOTAL	Immigration	Drug Trafficking	Firearms	Fraud/Theft/Embezzle	Robbery	Child Porn	Money Laundering	All Other
<b>Total Receiving Probation</b>	<b>280</b>	<b>208</b>	<b>9</b>	<b>11</b>	<b>31</b>	<b>0</b>	<b>0</b>	<b>1</b>	<b>20</b>
Probation Only	152	91	8	9	28	0	0	1	15
Probation and Alternatives	128	117	1	2	3	0	0	0	5

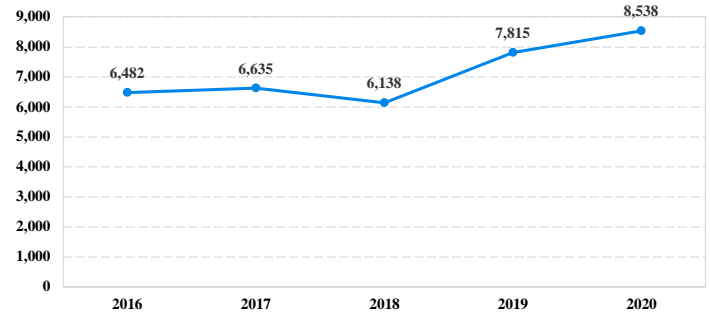
#### FINE ONLY

	TOTAL	Immigration	Drug Trafficking	Firearms	Fraud/Theft/Embezzle	Robbery	Child Porn	Money Laundering	All Other
<b>Total</b>	<b>0</b>	<b>0</b>	<b>0</b>	<b>0</b>	<b>0</b>	<b>0</b>	<b>0</b>	<b>0</b>	<b>0</b>

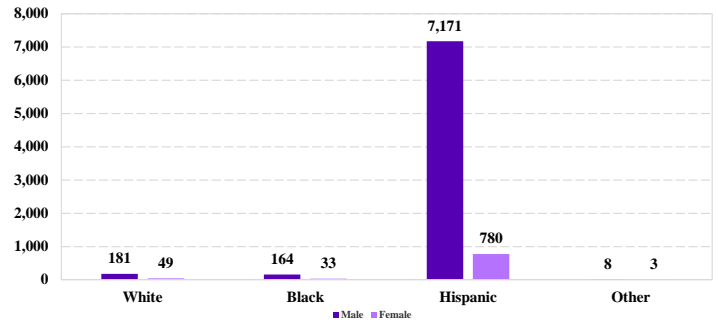
Cases with indeterminable sentence terms are excluded from the calculation of the Mean Sentence or Median Sentence category. Sentences greater than 470 months and probation were included in the sentence average computations as 470 months and zero months, respectively. Cases in the Total Receiving Imprisonment, Total Receiving Probation, and Fine Only categories total 100 percent of all cases. Cases missing information required for a specific analysis were excluded from that analysis. Descriptions of variables used in this analysis are provided in Appendix A.

SOURCE: U.S. Sentencing Commission, 2016 - 2020 Datafiles, USSCFY16 - USSCFY20.

#### Number of Federal Offenders Over Time



#### Race and Gender



#### Citizenship, Guilty Pleas, and Trials

