

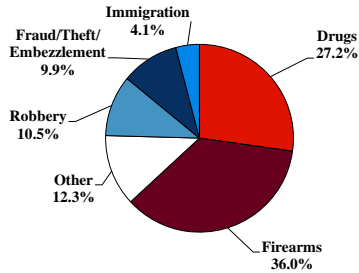
District at a Glance

Western District of Tennessee

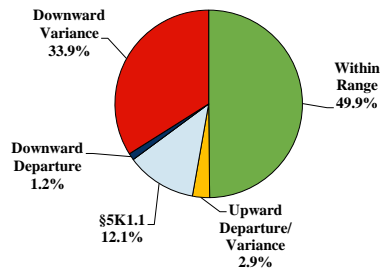
Fiscal Year 2020



Type of Crime



Sentence Imposed Relative to the Guideline Range



SENTENCING INFORMATION BY TYPE OF CRIME

	TOTAL	Immigration	Drug Trafficking	Firearms	Fraud/Theft /Embezzle	Robbery	Child Porn	Money Laundering	All Other
Total	342	14	93	123	34	36	2	5	35
Mean Sentence (months)	78	8	94	61	20	137	--	102	112
Median Sentence (months)	48	5	75	46	8	135	--	78	42

IMPRISONMENT

Total Receiving Imprisonment	324	14	87	122	27	36	2	5	31
Prison Only	305	13	82	118	19	36	2	5	30
Up to 12 Months	38	11	8	7	6	0	0	1	5
13 to 60 Months	121	2	20	70	11	7	1	1	9
61 to 120 Months	70	0	23	30	1	9	0	1	6
Over 120 Months	76	0	31	11	1	20	1	2	10
Prison and Alternatives	19	1	5	4	8	0	0	0	1

PROBATION

Total Receiving Probation	18	0	6	1	7	0	0	0	4
Probation Only	13	0	3	0	7	0	0	0	3
Probation and Alternatives	5	0	3	1	0	0	0	0	1

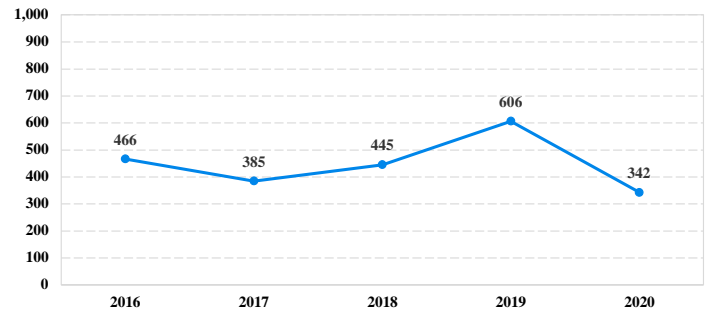
FINE ONLY

Total	0	0	0	0	0	0	0	0	0
--------------	----------	----------	----------	----------	----------	----------	----------	----------	----------

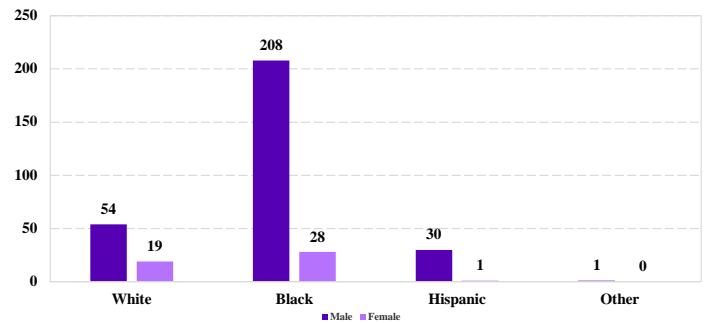
Cases with indeterminable sentence terms are excluded from the calculation of the Mean Sentence or Median Sentence category. Sentences greater than 470 months and probation were included in the sentence average computations as 470 months and zero months, respectively. Cases in the Total Receiving Imprisonment, Total Receiving Probation, and Fine Only categories total 100 percent of all cases. Cases missing information required for a specific analysis were excluded from that analysis. Descriptions of variables used in this analysis are provided in Appendix A.

SOURCE: U.S. Sentencing Commission, 2016 - 2020 Datafiles, USSCFY16 - USSCFY20.

Number of Federal Offenders Over Time



Race and Gender



Citizenship, Guilty Pleas, and Trials

