

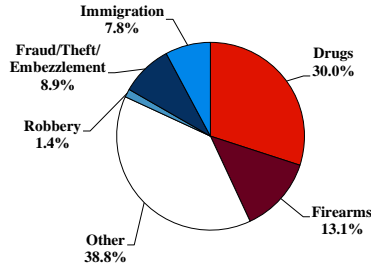
District at a Glance

District of South Dakota

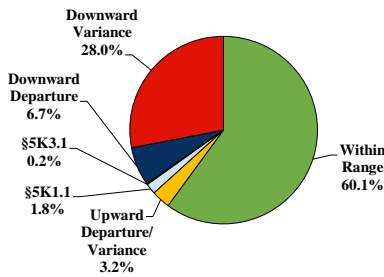
Fiscal Year 2020



Type of Crime



Sentence Imposed Relative to the Guideline Range



SENTENCING INFORMATION BY TYPE OF CRIME

	TOTAL	Immigration	Drug Trafficking	Firearms	Fraud/Theft/Embezzle	Robbery	Child Porn	Money Laundering	All Other
Total	497	39	147	65	44	7	17	1	177
Mean Sentence (months)	62	4	112	29	11	140	101	--	50
Median Sentence (months)	30	2	120	21	3	96	60	--	21

IMPRISONMENT

Total Receiving Imprisonment	452	39	142	61	27	7	17	1	158
Prison Only	412	39	137	50	23	6	15	1	141
Up to 12 Months	109	39	7	12	13	0	1	0	37
13 to 60 Months	160	0	33	34	9	2	9	0	73
61 to 120 Months	73	0	54	4	1	2	1	0	11
Over 120 Months	70	0	43	0	0	2	4	1	20
Prison and Alternatives	40	0	5	11	4	1	2	0	17

PROBATION

Total Receiving Probation	42	0	5	4	16	0	0	0	17
Probation Only	35	0	5	2	13	0	0	0	15
Probation and Alternatives	7	0	0	2	3	0	0	0	2

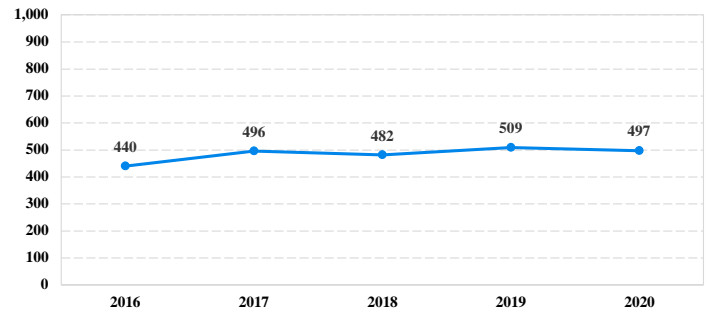
FINE ONLY

Total	3	0	0	0	1	0	0	0	2
--------------	----------	----------	----------	----------	----------	----------	----------	----------	----------

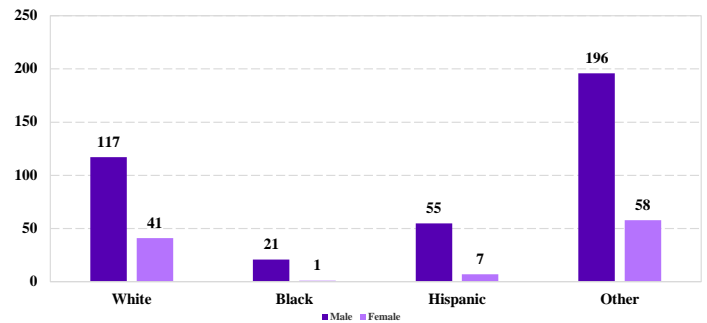
Cases with indeterminable sentence terms are excluded from the calculation of the Mean Sentence or Median Sentence category. Sentences greater than 470 months and probation were included in the sentence average computations as 470 months and zero months, respectively. Cases in the Total Receiving Imprisonment, Total Receiving Probation, and Fine Only categories total 100 percent of all cases. Cases missing information required for a specific analysis were excluded from that analysis. Descriptions of variables used in this analysis are provided in Appendix A.

SOURCE: U.S. Sentencing Commission, 2016 - 2020 Datafiles, USSCFY16 - USSCFY20.

Number of Federal Offenders Over Time



Race and Gender



Citizenship, Guilty Pleas, and Trials

