

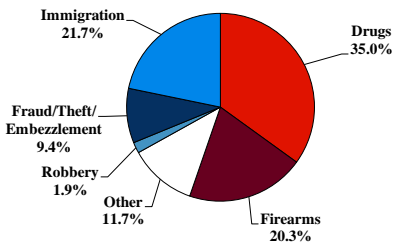
District at a Glance

District of South Carolina

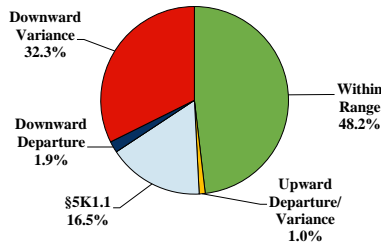
Fiscal Year 2020



Type of Crime



Sentence Imposed Relative to the Guideline Range



SENTENCING INFORMATION BY TYPE OF CRIME

	TOTAL	Immigration	Drug Trafficking	Firearms	Fraud/Theft/Embezzle	Robbery	Child Porn	Money Laundering	All Other
Total	575	125	201	117	54	11	4	13	50
Mean Sentence (months)	59	5	102	69	18	133	103	55	26
Median Sentence (months)	27	4	84	57	12	144	60	15	8

IMPRISONMENT

Total Receiving Imprisonment	539	123	197	113	42	11	4	10	39
Prison Only	527	123	193	109	42	11	4	8	37
Up to 12 Months	174	113	20	8	13	1	1	1	17
13 to 60 Months	166	10	51	62	27	2	1	2	11
61 to 120 Months	94	0	62	19	1	1	1	2	8
Over 120 Months	93	0	60	20	1	7	1	3	1
Prison and Alternatives	12	0	4	4	0	0	0	2	2

PROBATION

Total Receiving Probation	36	2	4	4	12	0	0	3	11
Probation Only	29	2	3	4	11	0	0	3	6
Probation and Alternatives	7	0	1	0	1	0	0	0	5

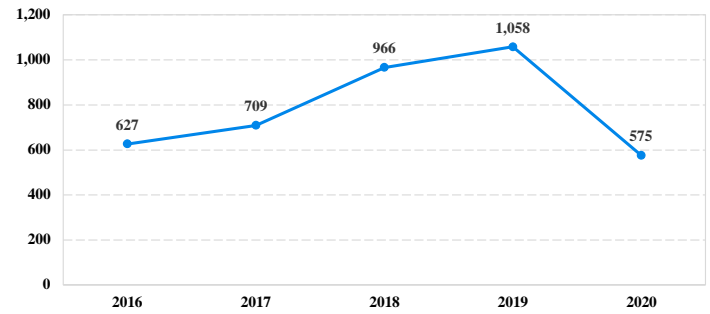
FINE ONLY

FINE ONLY	0	0	0	0	0	0	0	0	0
------------------	----------	----------	----------	----------	----------	----------	----------	----------	----------

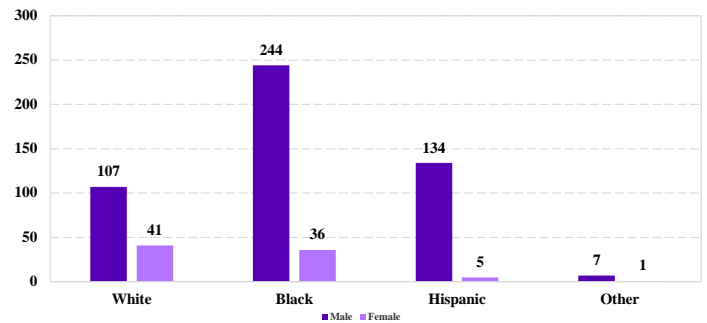
Cases with indeterminable sentence terms are excluded from the calculation of the Mean Sentence or Median Sentence category. Sentences greater than 470 months and probation were included in the sentence average computations as 470 months and zero months, respectively. Cases in the Total Receiving Imprisonment, Total Receiving Probation, and Fine Only categories total 100 percent of all cases. Cases missing information required for a specific analysis were excluded from that analysis. Descriptions of variables used in this analysis are provided in Appendix A.

SOURCE: U.S. Sentencing Commission, 2016 - 2020 Datafiles, USSCFY16 - USSCFY20.

Number of Federal Offenders Over Time



Race and Gender



Citizenship, Guilty Pleas, and Trials

