

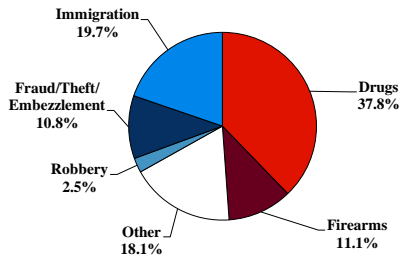
District at a Glance

Middle District of Pennsylvania

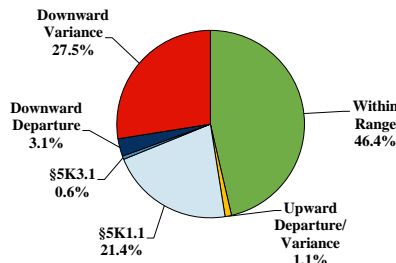
Fiscal Year 2020



Type of Crime



Sentence Imposed Relative to the Guideline Range



SENTENCING INFORMATION BY TYPE OF CRIME

	TOTAL	Immigration	Drug Trafficking	Firearms	Fraud/Theft /Embezzle	Robbery	Child Porn	Money Laundering	All Other
TOTAL	360	71	135	40	39	9	4	7	55
Mean Sentence (months)	58	5	85	77	15	128	97	54	61
Median Sentence (months)	35	0	68	60	5	120	104	42	18

IMPRISONMENT

Total Receiving Imprisonment	329	69	131	38	24	9	4	6	48
Prison Only	325	69	131	37	22	9	4	6	47
Up to 12 Months	84	58	5	1	9	0	0	0	11
13 to 60 Months	120	10	55	18	11	1	1	4	20
61 to 120 Months	73	1	43	13	1	4	3	1	7
Over 120 Months	48	0	28	5	1	4	0	1	9
Prison and Alternatives	4	0	0	1	2	0	0	0	1

PROBATION

Total Receiving Probation	31	2	4	2	15	0	0	1	7
Probation Only	23	2	2	2	11	0	0	1	5
Probation and Alternatives	8	0	2	0	4	0	0	0	2

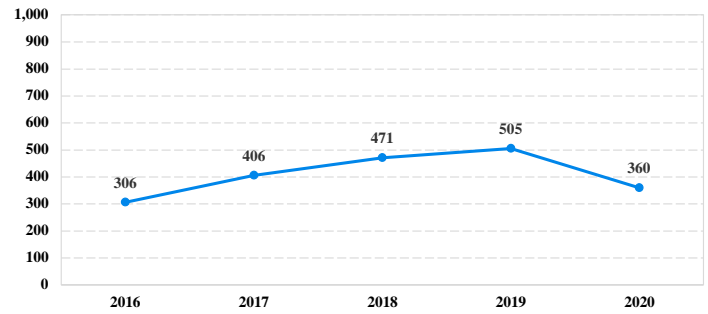
FINE ONLY

FINE ONLY	0	0	0	0	0	0	0	0	0
------------------	----------	----------	----------	----------	----------	----------	----------	----------	----------

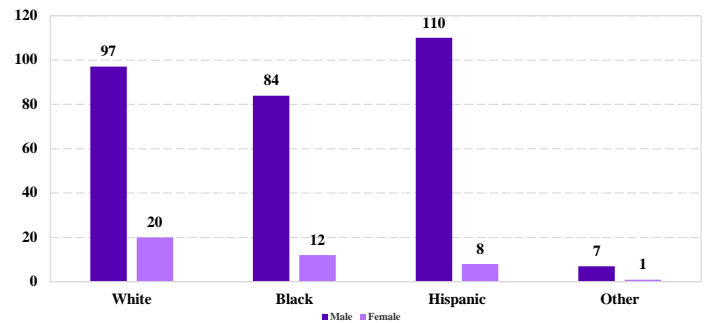
Cases with indeterminable sentence terms are excluded from the calculation of the Mean Sentence or Median Sentence category. Sentences greater than 470 months and probation were included in the sentence average computations as 470 months and zero months, respectively. Cases in the Total Receiving Imprisonment, Total Receiving Probation, and Fine Only categories total 100 percent of all cases. Cases missing information required for a specific analysis were excluded from that analysis. Descriptions of variables used in this analysis are provided in Appendix A.

SOURCE: U.S. Sentencing Commission, 2016 - 2020 Datafiles, USSCFY16 - USSCFY20.

Number of Federal Offenders Over Time



Race and Gender



Citizenship, Guilty Pleas, and Trials

