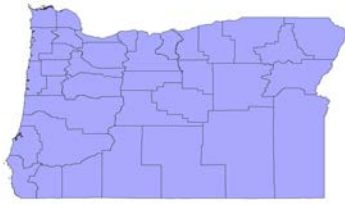


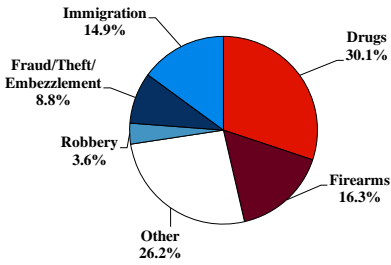
District at a Glance

District of Oregon

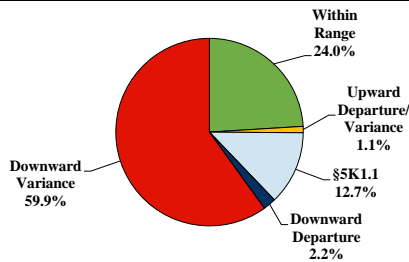
Fiscal Year 2020



Type of Crime



Sentence Imposed Relative to the Guideline Range



SENTENCING INFORMATION BY TYPE OF CRIME

	TOTAL	Immigration	Drug Trafficking	Firearms	Fraud/Theft /Embezzle	Robbery	Child Porn	Money Laundering	All Other
Total	362	54	107	59	32	13	11	23	63
Mean Sentence (months)	34	10	51	29	26	67	55	23	29
Median Sentence (months)	18	3	37	23	23	57	60	24	9

IMPRISONMENT

Total Receiving Imprisonment	319	54	102	52	24	13	11	17	46
Prison Only	292	54	92	51	24	10	11	15	35
Up to 12 Months	82	38	16	9	5	0	0	1	13
13 to 60 Months	154	16	44	35	17	5	7	13	17
61 to 120 Months	41	0	23	6	2	5	4	1	0
Over 120 Months	15	0	9	1	0	0	0	0	5
Prison and Alternatives	27	0	10	1	0	3	0	2	11

PROBATION

Total Receiving Probation	43	0	5	7	8	0	0	6	17
Probation Only	30	0	2	6	4	0	0	4	14
Probation and Alternatives	13	0	3	1	4	0	0	2	3

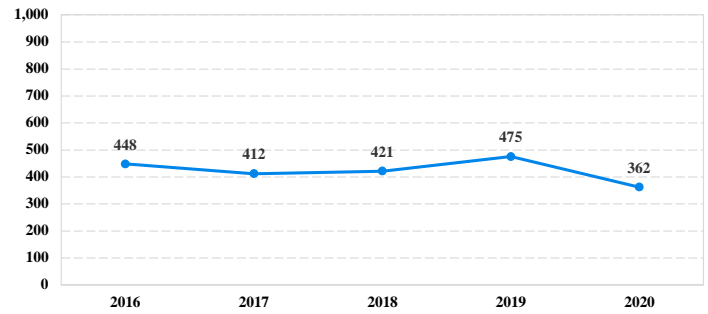
FINE ONLY

Total	0	0	0	0	0	0	0	0	0
--------------	----------	----------	----------	----------	----------	----------	----------	----------	----------

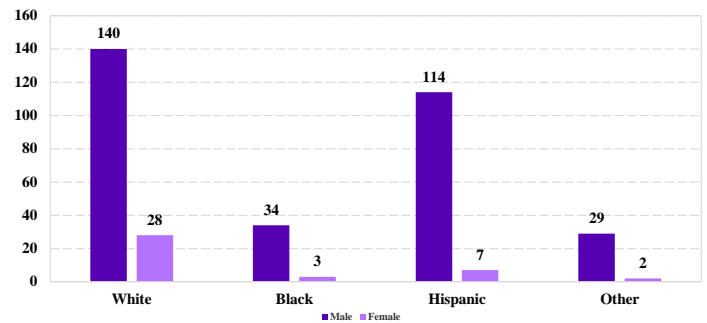
Cases with indeterminable sentence terms are excluded from the calculation of the Mean Sentence or Median Sentence category. Sentences greater than 470 months and probation were included in the sentence average computations as 470 months and zero months, respectively. Cases in the Total Receiving Imprisonment, Total Receiving Probation, and Fine Only categories total 100 percent of all cases. Cases missing information required for a specific analysis were excluded from that analysis. Descriptions of variables used in this analysis are provided in Appendix A.

SOURCE: U.S. Sentencing Commission, 2016 - 2020 Datafiles, USSCFY16 - USSCFY20.

Number of Federal Offenders Over Time



Race and Gender



Citizenship, Guilty Pleas, and Trials

