

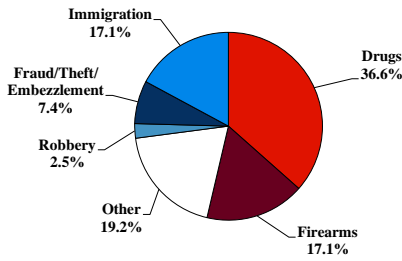
District at a Glance

Western District of Oklahoma

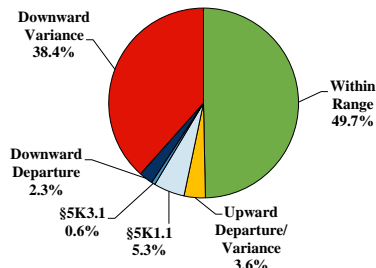
Fiscal Year 2020



Type of Crime



Sentence Imposed Relative to the Guideline Range



SENTENCING INFORMATION BY TYPE OF CRIME

	TOTAL	Immigration	Drug Trafficking	Firearms	Fraud/Theft /Embezzle	Robbery	Child Porn	Money Laundering	All Other
Total	473	81	125	81	35	12	6	7	126
Mean Sentence (months)	52	15	88	64	18	118	46	125	31
Median Sentence (months)	24	9	72	60	8	80	36	130	0

IMPRISONMENT

Total Receiving Imprisonment	385	81	122	76	21	12	5	7	61
Prison Only	383	81	122	75	21	12	5	7	60
Up to 12 Months	87	50	1	3	6	0	0	0	27
13 to 60 Months	148	28	48	35	12	4	4	1	16
61 to 120 Months	97	2	47	30	3	5	1	1	8
Over 120 Months	51	1	26	7	0	3	0	5	9
Prison and Alternatives	2	0	0	1	0	0	0	0	1

PROBATION

Total Receiving Probation	33	0	3	5	8	0	1	0	16
Probation Only	27	0	3	2	7	0	0	0	15
Probation and Alternatives	6	0	0	3	1	0	1	0	1

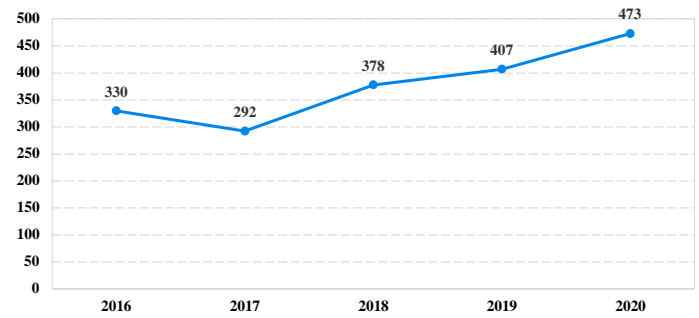
FINE ONLY

Total	55	0	0	0	6	0	0	0	49
--------------	-----------	----------	----------	----------	----------	----------	----------	----------	-----------

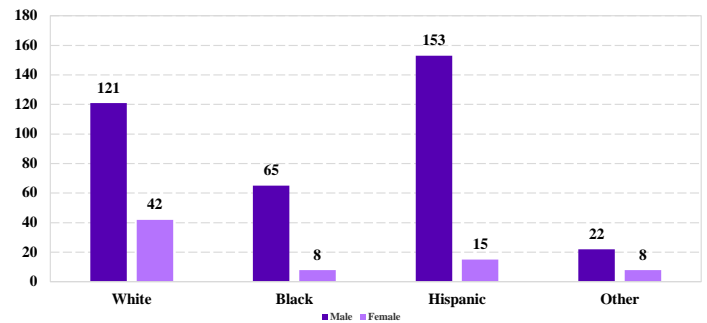
Cases with indeterminable sentence terms are excluded from the calculation of the Mean Sentence or Median Sentence category. Sentences greater than 470 months and probation were included in the sentence average computations as 470 months and zero months, respectively. Cases in the Total Receiving Imprisonment, Total Receiving Probation, and Fine Only categories total 100 percent of all cases. Cases missing information required for a specific analysis were excluded from that analysis. Descriptions of variables used in this analysis are provided in Appendix A.

SOURCE: U.S. Sentencing Commission, 2016 - 2020 Datafiles, USSCFY16 - USSCFY20.

Number of Federal Offenders Over Time



Race and Gender



Citizenship, Guilty Pleas, and Trials

