

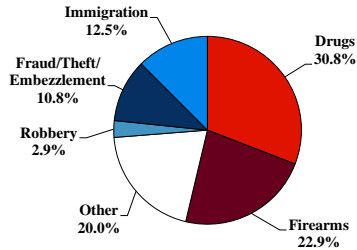
District at a Glance

Northern District of Oklahoma

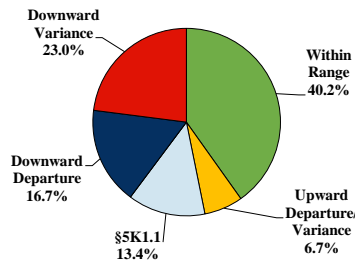
Fiscal Year 2020



Type of Crime



Sentence Imposed Relative to the Guideline Range



SENTENCING INFORMATION BY TYPE OF CRIME

	TOTAL	Immigration	Drug Trafficking	Firearms	Fraud/Theft /Embezzle	Robbery	Child Porn	Money Laundering	All Other
	240	30	69	55	26	7	11	5	37
Mean Sentence (months)	49	13	58	38	14	113	81	59	79
Median Sentence (months)	24	7	57	30	12	60	87	44	12

IMPRISONMENT

Total Receiving Imprisonment	206	30	62	49	19	7	11	4	24
Prison Only	191	30	55	47	18	6	10	3	22
Up to 12 Months	36	18	7	2	4	0	0	0	5
13 to 60 Months	103	11	28	38	14	3	2	1	6
61 to 120 Months	32	1	15	5	0	0	7	1	3
Over 120 Months	20	0	5	2	0	3	1	1	8
Prison and Alternatives	15	0	7	2	1	1	1	1	2

PROBATION

Total Receiving Probation	32	0	7	6	6	0	0	1	12
Probation Only	25	0	5	5	4	0	0	0	11
Probation and Alternatives	7	0	2	1	2	0	0	1	1

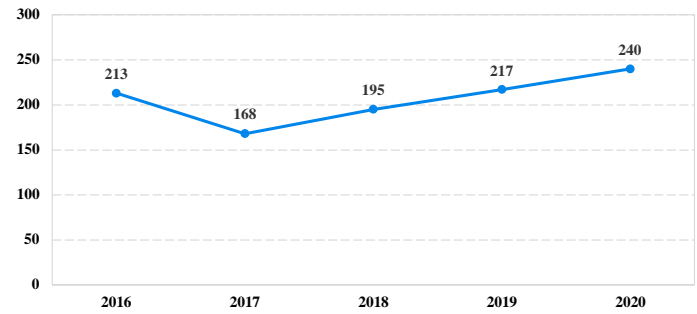
FINE ONLY

Total Receiving Fine Only	2	0	0	0	1	0	0	0	1
----------------------------------	----------	----------	----------	----------	----------	----------	----------	----------	----------

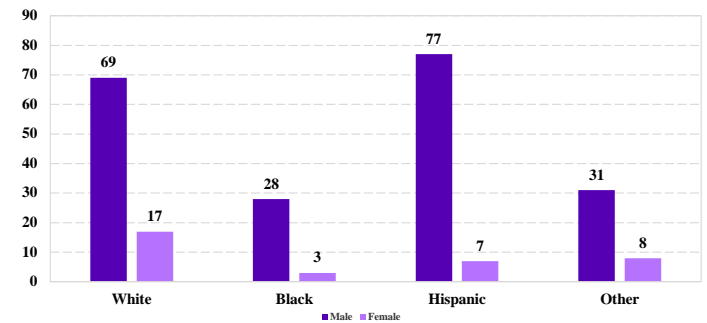
Cases with indeterminable sentence terms are excluded from the calculation of the Mean Sentence or Median Sentence category. Sentences greater than 470 months and probation were included in the sentence average computations as 470 months and zero months, respectively. Cases in the Total Receiving Imprisonment, Total Receiving Probation, and Fine Only categories total 100 percent of all cases. Cases missing information required for a specific analysis were excluded from that analysis. Descriptions of variables used in this analysis are provided in Appendix A.

SOURCE: U.S. Sentencing Commission, 2016 - 2020 Datafiles, USSCFY16 - USSCFY20.

Number of Federal Offenders Over Time



Race and Gender



Citizenship, Guilty Pleas, and Trials

