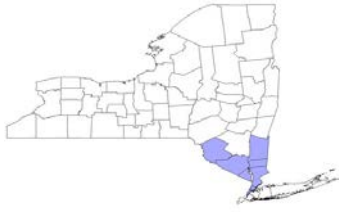


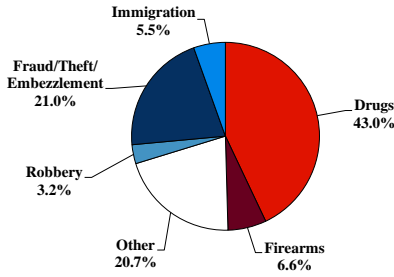
District at a Glance

Southern District of New York

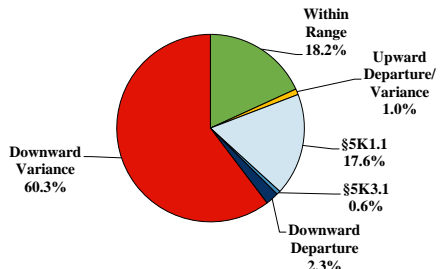
Fiscal Year 2020



Type of Crime



Sentence Imposed Relative to the Guideline Range



SENTENCING INFORMATION BY TYPE OF CRIME

	TOTAL	Immigration	Drug Trafficking	Firearms	Fraud/Theft /Embezzle	Robbery	Child Porn	Money Laundering	All Other
	926	51	389	61	194	30	5	39	157
Mean Sentence (months)	47	7	56	59	21	41	61	18	73
Median Sentence (months)	24	4	38	54	12	40	36	8	30

IMPRISONMENT

Total Receiving Imprisonment	881	48	386	59	177	28	5	32	146
Prison Only	823	45	364	57	157	26	5	31	138
Up to 12 Months	217	34	71	4	51	2	1	14	40
13 to 60 Months	397	11	181	31	90	18	2	15	49
61 to 120 Months	133	0	72	17	14	6	1	2	21
Over 120 Months	76	0	40	5	2	0	1	0	28
Prison and Alternatives	58	3	22	2	20	2	0	1	8

PROBATION

Total Receiving Probation	42	3	3	2	15	2	0	7	10
Probation Only	31	3	3	1	11	2	0	4	7
Probation and Alternatives	11	0	0	1	4	0	0	3	3

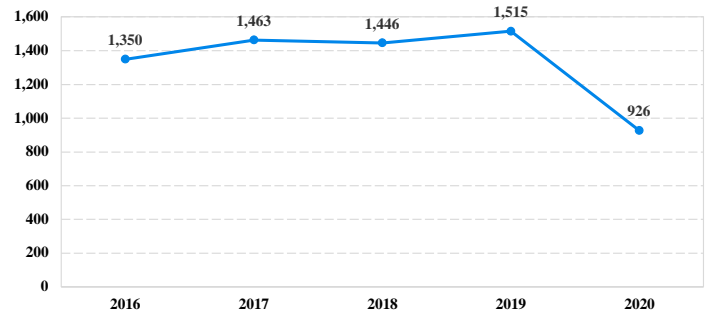
FINE ONLY

	3	0	0	0	2	0	0	0	1
--	----------	----------	----------	----------	----------	----------	----------	----------	----------

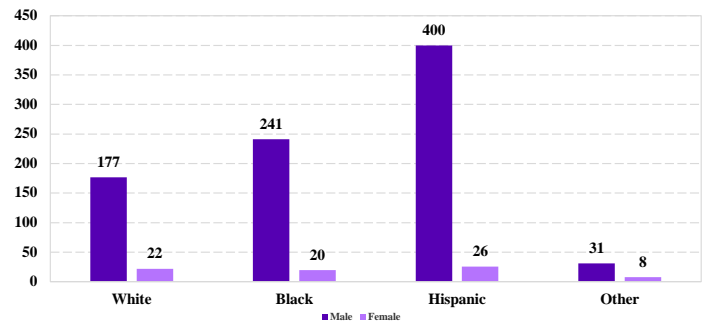
Cases with indeterminable sentence terms are excluded from the calculation of the Mean Sentence or Median Sentence category. Sentences greater than 470 months and probation were included in the sentence average computations as 470 months and zero months, respectively. Cases in the Total Receiving Imprisonment, Total Receiving Probation, and Fine Only categories total 100 percent of all cases. Cases missing information required for a specific analysis were excluded from that analysis. Descriptions of variables used in this analysis are provided in Appendix A.

SOURCE: U.S. Sentencing Commission, 2016 - 2020 Datafiles, USSCFY16 - USSCFY20.

Number of Federal Offenders Over Time



Race and Gender



Citizenship, Guilty Pleas, and Trials

