

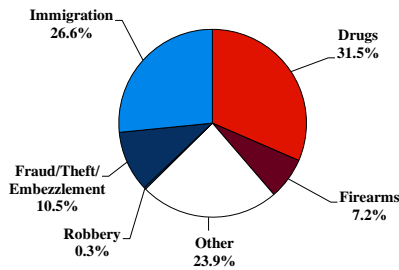
District at a Glance

Northern District of New York

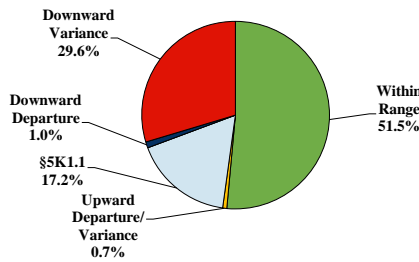
Fiscal Year 2020



Type of Crime



Sentence Imposed Relative to the Guideline Range



SENTENCING INFORMATION BY TYPE OF CRIME

	TOTAL	Immigration	Drug Trafficking	Firearms	Fraud/Theft /Embezzle	Robbery	Child Porn	Money Laundering	All Other
Total	305	81	96	22	32	1	21	6	46
Mean Sentence (months)	50	7	59	35	15	--	119	62	105
Median Sentence (months)	21	2	46	23	1	--	100	60	13

IMPRISONMENT

Total Receiving Imprisonment	272	79	96	17	23	1	21	6	29
Prison Only	269	79	94	16	23	1	21	6	29
Up to 12 Months	95	65	11	3	10	0	0	0	6
13 to 60 Months	95	14	48	9	11	1	3	3	6
61 to 120 Months	47	0	27	3	2	0	10	3	2
Over 120 Months	32	0	8	1	0	0	8	0	15
Prison and Alternatives	3	0	2	1	0	0	0	0	0

PROBATION

Total Receiving Probation	32	2	0	5	9	0	0	0	16
Probation Only	31	2	0	4	9	0	0	0	16
Probation and Alternatives	1	0	0	1	0	0	0	0	0

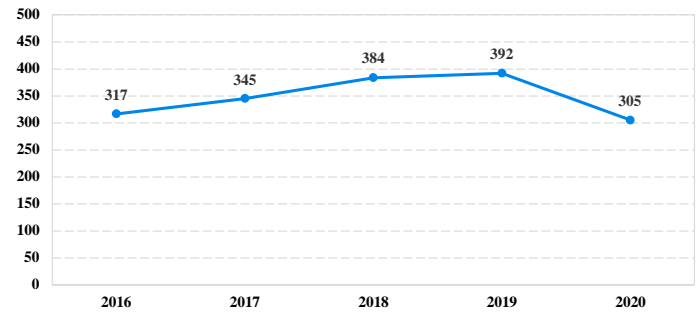
FINE ONLY

Total	1	0	0	0	0	0	0	0	1
--------------	----------	----------	----------	----------	----------	----------	----------	----------	----------

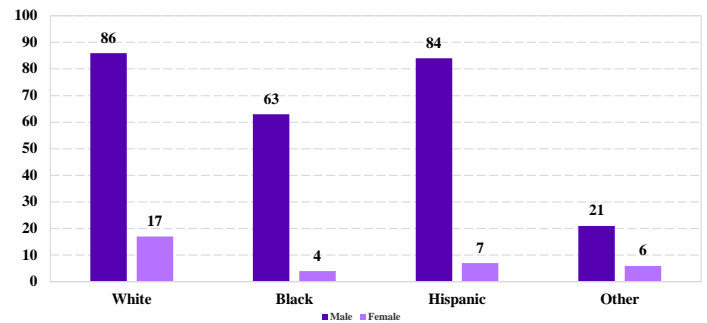
Cases with indeterminable sentence terms are excluded from the calculation of the Mean Sentence or Median Sentence category. Sentences greater than 470 months and probation were included in the sentence average computations as 470 months and zero months, respectively. Cases in the Total Receiving Imprisonment, Total Receiving Probation, and Fine Only categories total 100 percent of all cases. Cases missing information required for a specific analysis were excluded from that analysis. Descriptions of variables used in this analysis are provided in Appendix A.

SOURCE: U.S. Sentencing Commission, 2016 - 2020 Datafiles, USSCFY16 - USSCFY20.

Number of Federal Offenders Over Time



Race and Gender



Citizenship, Guilty Pleas, and Trials

