

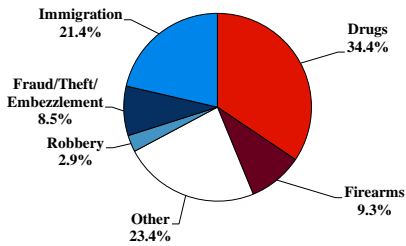
# District at a Glance

## District of Nebraska

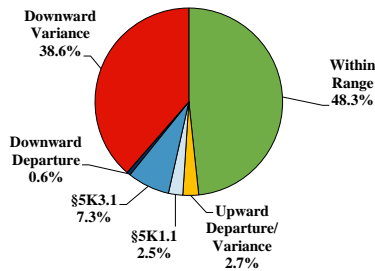
### Fiscal Year 2020



#### Type of Crime



#### Sentence Imposed Relative to the Guideline Range



#### SENTENCING INFORMATION BY TYPE OF CRIME

	TOTAL	Immigration	Drug Trafficking	Firearms	Fraud/Theft/Embezzle	Robbery	Child Porn	Money Laundering	All Other
<b>Total</b>	<b>482</b>	<b>103</b>	<b>163</b>	<b>45</b>	<b>41</b>	<b>14</b>	<b>19</b>	<b>6</b>	<b>91</b>
Mean Sentence (months)	60	8	91	36	11	149	120	77	69
Median Sentence (months)	32	4	78	30	5	152	90	42	24

#### IMPRISONMENT

	TOTAL	Immigration	Drug Trafficking	Firearms	Fraud/Theft/Embezzle	Robbery	Child Porn	Money Laundering	All Other
<b>Total Receiving Imprisonment</b>	<b>444</b>	<b>101</b>	<b>161</b>	<b>41</b>	<b>27</b>	<b>14</b>	<b>19</b>	<b>5</b>	<b>76</b>
Prison Only	432	100	158	39	26	14	19	5	71
Up to 12 Months	119	81	4	2	14	0	0	2	16
13 to 60 Months	154	18	55	29	12	4	4	0	32
61 to 120 Months	92	1	60	8	0	2	10	2	9
Over 120 Months	67	0	39	0	0	8	5	1	14
Prison and Alternatives	12	1	3	2	1	0	0	0	5

#### PROBATION

	TOTAL	Immigration	Drug Trafficking	Firearms	Fraud/Theft/Embezzle	Robbery	Child Porn	Money Laundering	All Other
<b>Total Receiving Probation</b>	<b>38</b>	<b>2</b>	<b>2</b>	<b>4</b>	<b>14</b>	<b>0</b>	<b>0</b>	<b>1</b>	<b>15</b>
Probation Only	27	1	2	3	9	0	0	1	11
Probation and Alternatives	11	1	0	1	5	0	0	0	4

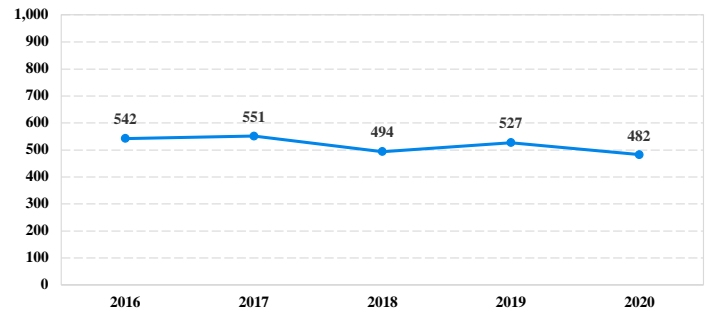
#### FINE ONLY

	TOTAL	Immigration	Drug Trafficking	Firearms	Fraud/Theft/Embezzle	Robbery	Child Porn	Money Laundering	All Other
<b>Total</b>	<b>0</b>	<b>0</b>	<b>0</b>	<b>0</b>	<b>0</b>	<b>0</b>	<b>0</b>	<b>0</b>	<b>0</b>

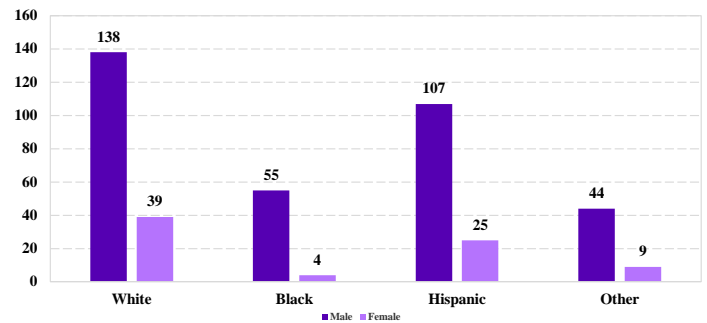
Cases with indeterminable sentence terms are excluded from the calculation of the Mean Sentence or Median Sentence category. Sentences greater than 470 months and probation were included in the sentence average computations as 470 months and zero months, respectively. Cases in the Total Receiving Imprisonment, Total Receiving Probation, and Fine Only categories total 100 percent of all cases. Cases missing information required for a specific analysis were excluded from that analysis. Descriptions of variables used in this analysis are provided in Appendix A.

SOURCE: U.S. Sentencing Commission, 2016 - 2020 Datafiles, USSCFY16 - USSCFY20.

#### Number of Federal Offenders Over Time



#### Race and Gender



#### Citizenship, Guilty Pleas, and Trials

