

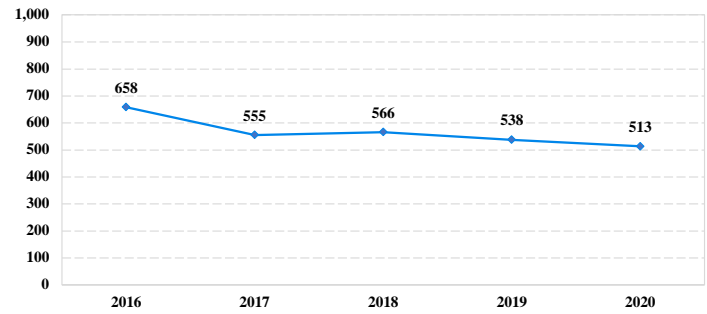
District at a Glance

Western District of North Carolina

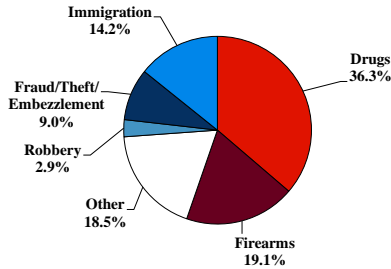
Fiscal Year 2020



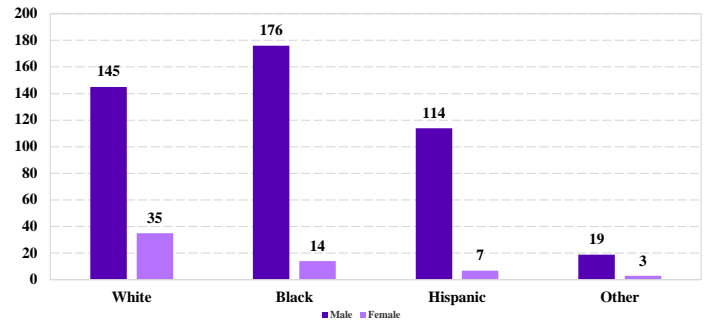
Number of Federal Offenders Over Time



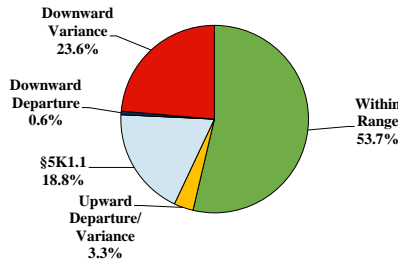
Type of Crime



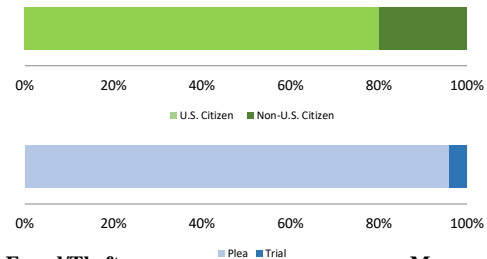
Race and Gender



Sentence Imposed Relative to the Guideline Range



Citizenship, Guilty Pleas, and Trials



SENTENCING INFORMATION BY TYPE OF CRIME

	TOTAL	Immigration	Drug Trafficking	Firearms	Fraud/Theft /Embezzle	Robbery	Child Porn	Money Laundering	All Other
	513	73	184	98	46	15	16	17	64
Mean Sentence (months)	77	8	104	55	29	119	113	93	120
Median Sentence (months)	57	5	95	49	21	120	87	66	56

IMPRISONMENT

Total Receiving Imprisonment	492	73	184	97	35	15	15	17	56
Prison Only	486	73	183	96	33	15	14	17	55
Up to 12 Months	74	59	6	0	4	0	0	0	5
13 to 60 Months	178	13	47	65	23	2	1	8	19
61 to 120 Months	141	1	77	30	5	7	7	4	10
Over 120 Months	93	0	53	1	1	6	6	5	21
Prison and Alternatives	6	0	1	1	2	0	1	0	1

PROBATION

Total Receiving Probation	21	0	0	1	11	0	1	0	8
Probation Only	8	0	0	0	4	0	0	0	4
Probation and Alternatives	13	0	0	1	7	0	1	0	4

FINE ONLY

FINE ONLY	0	0	0	0	0	0	0	0	0
------------------	----------	----------	----------	----------	----------	----------	----------	----------	----------

Cases with indeterminable sentence terms are excluded from the calculation of the Mean Sentence or Median Sentence category. Sentences greater than 470 months and probation were included in the sentence average computations as 470 months and zero months, respectively. Cases in the Total Receiving Imprisonment, Total Receiving Probation, and Fine Only categories total 100 percent of all cases. Cases missing information required for a specific analysis were excluded from that analysis. Descriptions of variables used in this analysis are provided in Appendix A.

SOURCE: U.S. Sentencing Commission, 2016 - 2020 Datafiles, USSCFY16 - USSCFY20.