

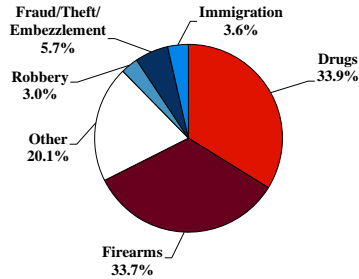
District at a Glance

Western District of Missouri

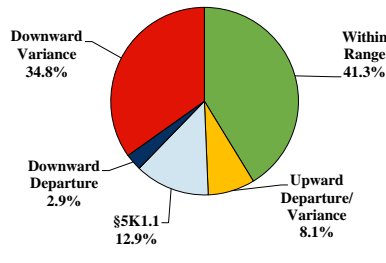
Fiscal Year 2020



Type of Crime



Sentence Imposed Relative to the Guideline Range



SENTENCING INFORMATION BY TYPE OF CRIME

	TOTAL	Immigration	Drug Trafficking	Firearms	Fraud/Theft /Embezzle	Robbery	Child Porn	Money Laundering	All Other
Total	697	25	236	235	40	21	42	28	70
Mean Sentence (months)	83	15	107	59	26	132	113	90	106
Median Sentence (months)	60	14	92	46	8	96	108	84	43

IMPRISONMENT

Total Receiving Imprisonment	641	24	225	220	25	21	42	26	58
Prison Only	636	24	224	219	24	21	42	26	56
Up to 12 Months	29	8	6	4	5	2	0	0	4
13 to 60 Months	265	16	55	139	13	4	6	11	21
61 to 120 Months	202	0	84	61	6	7	25	9	10
Over 120 Months	140	0	79	15	0	8	11	6	21
Prison and Alternatives	5	0	1	1	1	0	0	0	2

PROBATION

Total Receiving Probation	55	1	11	15	15	0	0	2	11
Probation Only	42	1	10	12	11	0	0	1	7
Probation and Alternatives	13	0	1	3	4	0	0	1	4

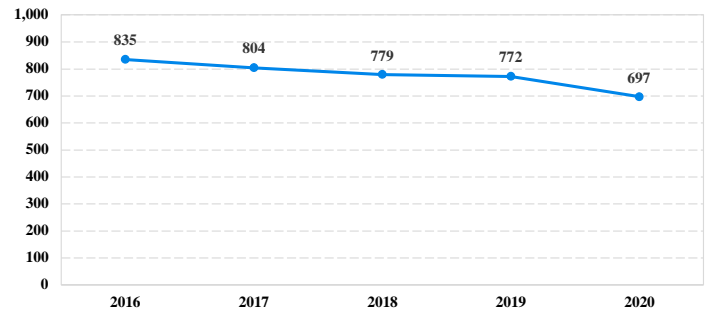
FINE ONLY

Total	1	0	0	0	0	0	0	0	1
--------------	----------	----------	----------	----------	----------	----------	----------	----------	----------

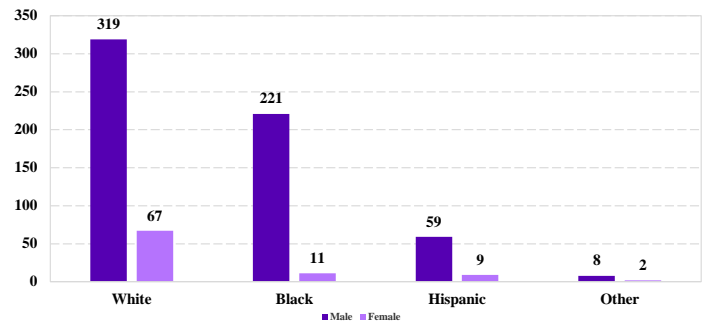
Cases with indeterminable sentence terms are excluded from the calculation of the Mean Sentence or Median Sentence category. Sentences greater than 470 months and probation were included in the sentence average computations as 470 months and zero months, respectively. Cases in the Total Receiving Imprisonment, Total Receiving Probation, and Fine Only categories total 100 percent of all cases. Cases missing information required for a specific analysis were excluded from that analysis. Descriptions of variables used in this analysis are provided in Appendix A.

SOURCE: U.S. Sentencing Commission, 2016 - 2020 Datafiles, USSCFY16 - USSCFY20.

Number of Federal Offenders Over Time



Race and Gender



Citizenship, Guilty Pleas, and Trials

