

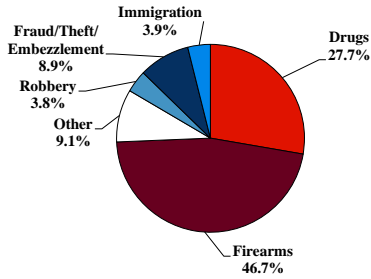
District at a Glance

Eastern District of Missouri

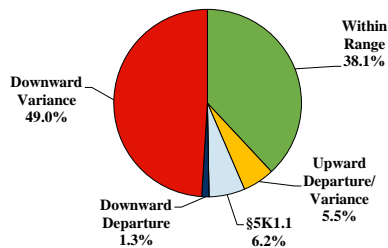
Fiscal Year 2020



Type of Crime



Sentence Imposed Relative to the Guideline Range



SENTENCING INFORMATION BY TYPE OF CRIME

	TOTAL	Immigration	Drug Trafficking	Firearms	Fraud/Theft /Embezzle	Robbery	Child Porn	Money Laundering	All Other
Total	925	36	255	432	82	35	19	7	59
Mean Sentence (months)	48	4	64	41	18	111	78	33	50
Median Sentence (months)	36	4	60	36	12	104	70	18	12

IMPRISONMENT

Total Receiving Imprisonment	854	35	244	412	57	35	19	5	47
Prison Only	832	35	242	400	54	34	19	5	43
Up to 12 Months	104	34	19	29	11	0	0	0	11
13 to 60 Months	500	1	117	304	41	8	7	4	18
61 to 120 Months	176	0	82	59	2	13	12	1	7
Over 120 Months	52	0	24	8	0	13	0	0	7
Prison and Alternatives	22	0	2	12	3	1	0	0	4

PROBATION

Total Receiving Probation	71	1	11	20	25	0	0	2	12
Probation Only	62	1	10	16	21	0	0	2	12
Probation and Alternatives	9	0	1	4	4	0	0	0	0

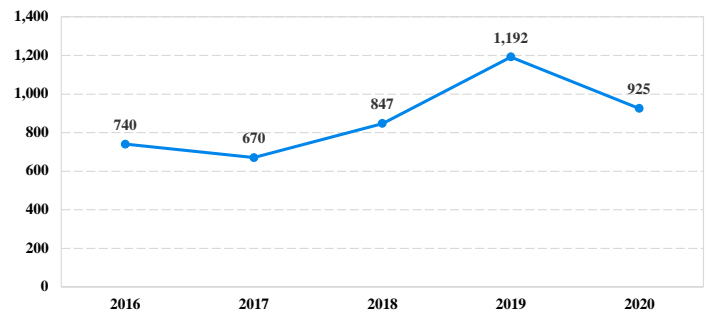
FINE ONLY

Total	0	0	0	0	0	0	0	0	0
--------------	----------	----------	----------	----------	----------	----------	----------	----------	----------

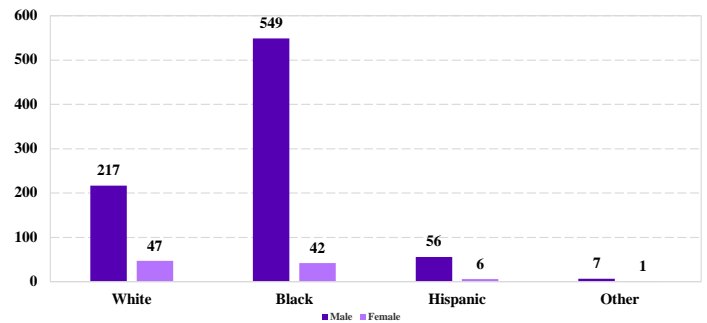
Cases with indeterminable sentence terms are excluded from the calculation of the Mean Sentence or Median Sentence category. Sentences greater than 470 months and probation were included in the sentence average computations as 470 months and zero months, respectively. Cases in the Total Receiving Imprisonment, Total Receiving Probation, and Fine Only categories total 100 percent of all cases. Cases missing information required for a specific analysis were excluded from that analysis. Descriptions of variables used in this analysis are provided in Appendix A.

SOURCE: U.S. Sentencing Commission, 2016 - 2020 Datafiles, USSCFY16 - USSCFY20.

Number of Federal Offenders Over Time



Race and Gender



Citizenship, Guilty Pleas, and Trials

