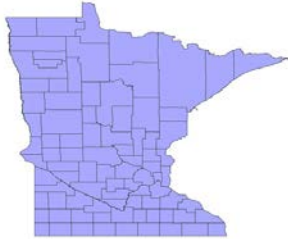


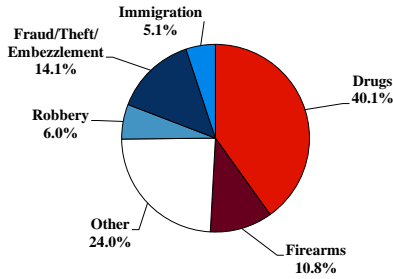
District at a Glance

District of Minnesota

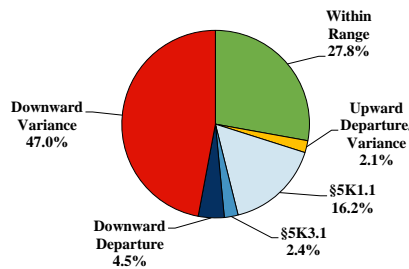
Fiscal Year 2020



Type of Crime



Sentence Imposed Relative to the Guideline Range



SENTENCING INFORMATION BY TYPE OF CRIME

	TOTAL	Immigration	Drug Trafficking	Firearms	Fraud/Theft /Embezzle	Robbery	Child Porn	Money Laundering	All Other
Total	334	17	134	36	47	20	16	23	41
Mean Sentence (months)	85	14	102	101	15	98	125	67	111
Median Sentence (months)	62	10	85	83	6	97	120	46	18

IMPRISONMENT

Total Receiving Imprisonment	302	17	134	34	25	20	16	23	33
Prison Only	291	17	129	34	22	20	16	21	32
Up to 12 Months	25	9	5	1	5	0	0	1	4
13 to 60 Months	99	8	36	8	13	5	1	13	15
61 to 120 Months	87	0	46	15	4	10	10	2	0
Over 120 Months	80	0	42	10	0	5	5	5	13
Prison and Alternatives	11	0	5	0	3	0	0	2	1

PROBATION

Total Receiving Probation	32	0	0	2	22	0	0	0	8
Probation Only	25	0	0	0	19	0	0	0	6
Probation and Alternatives	7	0	0	2	3	0	0	0	2

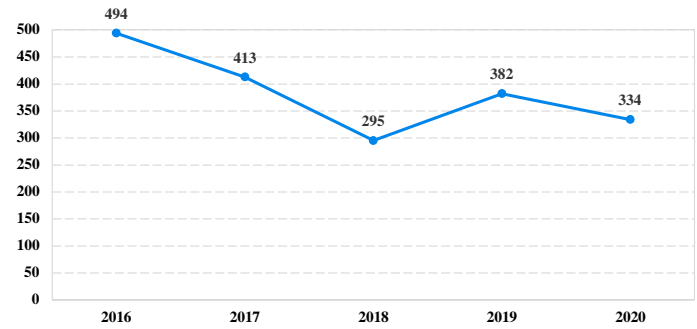
FINE ONLY

Total	0	0	0	0	0	0	0	0	0
--------------	----------	----------	----------	----------	----------	----------	----------	----------	----------

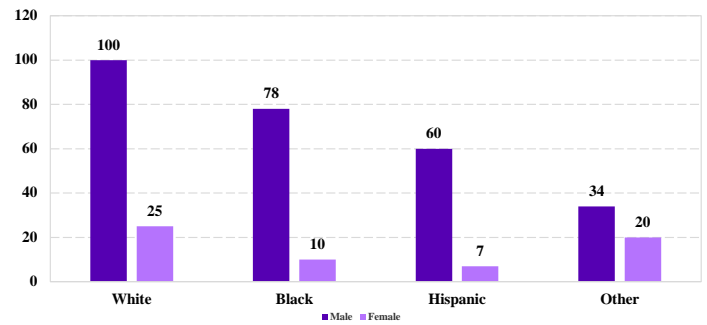
Cases with indeterminable sentence terms are excluded from the calculation of the Mean Sentence or Median Sentence category. Sentences greater than 470 months and probation were included in the sentence average computations as 470 months and zero months, respectively. Cases in the Total Receiving Imprisonment, Total Receiving Probation, and Fine Only categories total 100 percent of all cases. Cases missing information required for a specific analysis were excluded from that analysis. Descriptions of variables used in this analysis are provided in Appendix A.

SOURCE: U.S. Sentencing Commission, 2016 - 2020 Datafiles, USSCFY16 - USSCFY20.

Number of Federal Offenders Over Time



Race and Gender



Citizenship, Guilty Pleas, and Trials

