

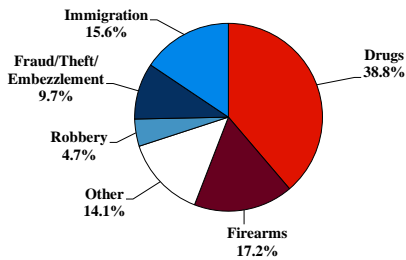
District at a Glance

Western District of Michigan

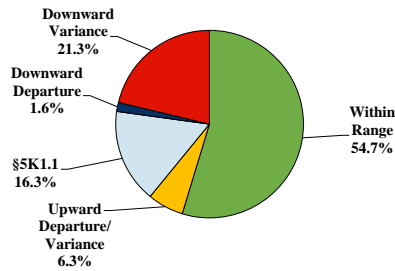
Fiscal Year 2020



Type of Crime



Sentence Imposed Relative to the Guideline Range



SENTENCING INFORMATION BY TYPE OF CRIME

	TOTAL	Immigration	Drug Trafficking	Firearms	Fraud/Theft /Embezzle	Robbery	Child Porn	Money Laundering	All Other
Total	320	50	124	55	31	15	7	0	38
Mean Sentence (months)	71	7	103	60	17	106	145	--	82
Median Sentence (months)	42	5	78	48	6	78	125	--	24

IMPRISONMENT

Total Receiving Imprisonment	292	49	121	49	16	15	7	0	35
Prison Only	282	49	120	47	13	15	7	0	31
Up to 12 Months	50	38	2	2	2	0	0	0	6
13 to 60 Months	110	11	40	29	8	6	0	0	16
61 to 120 Months	64	0	41	12	3	3	3	0	2
Over 120 Months	58	0	37	4	0	6	4	0	7
Prison and Alternatives	10	0	1	2	3	0	0	0	4

PROBATION

Total Receiving Probation	27	1	3	6	14	0	0	0	3
Probation Only	21	1	2	4	11	0	0	0	3
Probation and Alternatives	6	0	1	2	3	0	0	0	0

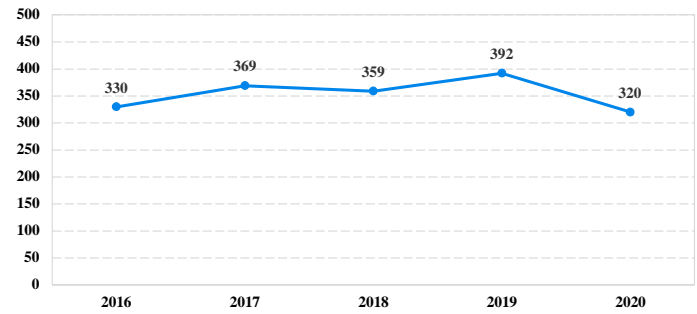
FINE ONLY

Total	1	0	0	0	1	0	0	0	0
--------------	----------	----------	----------	----------	----------	----------	----------	----------	----------

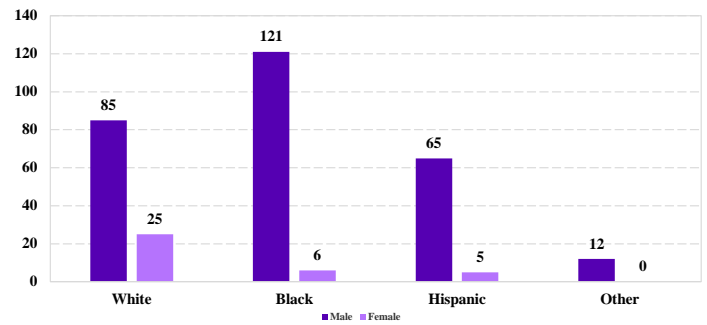
Cases with indeterminable sentence terms are excluded from the calculation of the Mean Sentence or Median Sentence category. Sentences greater than 470 months and probation were included in the sentence average computations as 470 months and zero months, respectively. Cases in the Total Receiving Imprisonment, Total Receiving Probation, and Fine Only categories total 100 percent of all cases. Cases missing information required for a specific analysis were excluded from that analysis. Descriptions of variables used in this analysis are provided in Appendix A.

SOURCE: U.S. Sentencing Commission, 2016 - 2020 Datafiles, USSCFY16 - USSCFY20.

Number of Federal Offenders Over Time



Race and Gender



Citizenship, Guilty Pleas, and Trials

