

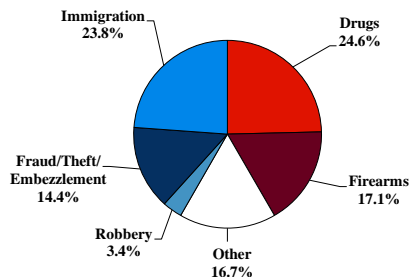
# District at a Glance

## Eastern District of Michigan

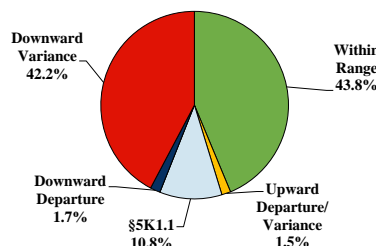
### Fiscal Year 2020



#### Type of Crime



#### Sentence Imposed Relative to the Guideline Range



#### SENTENCING INFORMATION BY TYPE OF CRIME

	TOTAL	Immigration	Drug Trafficking	Firearms	Fraud/Theft /Embezzle	Robbery	Child Porn	Money Laundering	All Other
<b>Total</b>	<b>533</b>	<b>127</b>	<b>130</b>	<b>91</b>	<b>77</b>	<b>18</b>	<b>4</b>	<b>14</b>	<b>72</b>
Mean Sentence (months)	56	4	89	39	19	129	156	40	130
Median Sentence (months)	27	3	70	30	12	95	132	19	49

#### IMPRISONMENT

	TOTAL	Immigration	Drug Trafficking	Firearms	Fraud/Theft /Embezzle	Robbery	Child Porn	Money Laundering	All Other
<b>Total Receiving Imprisonment</b>	<b>497</b>	<b>127</b>	<b>128</b>	<b>85</b>	<b>61</b>	<b>18</b>	<b>4</b>	<b>11</b>	<b>63</b>
Prison Only	488	127	128	82	58	17	4	11	61
Up to 12 Months	164	119	3	10	20	0	0	4	8
13 to 60 Months	171	8	52	52	33	3	0	3	20
61 to 120 Months	85	0	46	18	4	7	2	3	5
Over 120 Months	68	0	27	2	1	7	2	1	28
Prison and Alternatives	9	0	0	3	3	1	0	0	2

#### PROBATION

	TOTAL	Immigration	Drug Trafficking	Firearms	Fraud/Theft /Embezzle	Robbery	Child Porn	Money Laundering	All Other
<b>Total Receiving Probation</b>	<b>35</b>	<b>0</b>	<b>2</b>	<b>6</b>	<b>15</b>	<b>0</b>	<b>0</b>	<b>3</b>	<b>9</b>
Probation Only	25	0	2	4	10	0	0	3	6
Probation and Alternatives	10	0	0	2	5	0	0	0	3

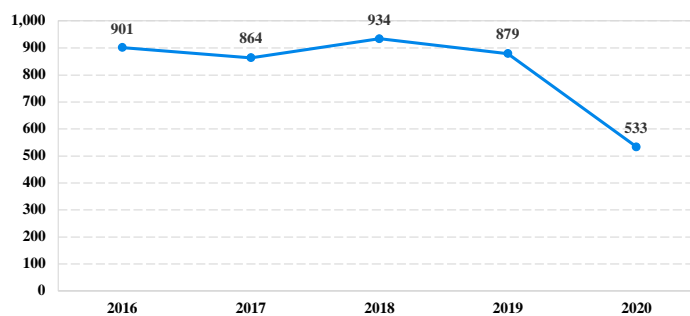
#### FINE ONLY

	TOTAL	Immigration	Drug Trafficking	Firearms	Fraud/Theft /Embezzle	Robbery	Child Porn	Money Laundering	All Other
<b>Total</b>	<b>1</b>	<b>0</b>	<b>0</b>	<b>0</b>	<b>1</b>	<b>0</b>	<b>0</b>	<b>0</b>	<b>0</b>

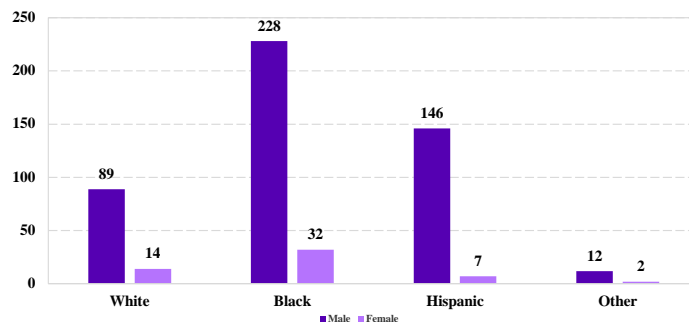
Cases with indeterminable sentence terms are excluded from the calculation of the Mean Sentence or Median Sentence category. Sentences greater than 470 months and probation were included in the sentence average computations as 470 months and zero months, respectively. Cases in the Total Receiving Imprisonment, Total Receiving Probation, and Fine Only categories total 100 percent of all cases. Cases missing information required for a specific analysis were excluded from that analysis. Descriptions of variables used in this analysis are provided in Appendix A.

SOURCE: U.S. Sentencing Commission, 2016 - 2020 Datafiles, USSCFY16 - USSCFY20.

#### Number of Federal Offenders Over Time



#### Race and Gender



#### Citizenship, Guilty Pleas, and Trials

