

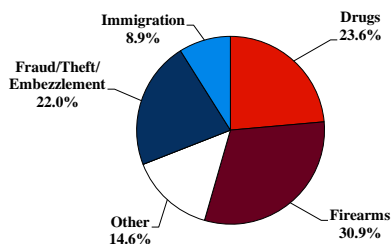
District at a Glance

Middle District of Louisiana

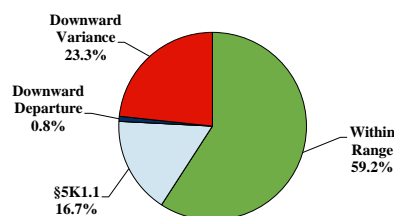
Fiscal Year 2020



Type of Crime



Sentence Imposed Relative to the Guideline Range



SENTENCING INFORMATION BY TYPE OF CRIME

	TOTAL	Immigration	Drug Trafficking	Firearms	Fraud/Theft /Embezzle	Robbery	Child Porn	Money Laundering	All Other
TOTAL	123	11	29	38	27	0	2	3	13
Mean Sentence (months)	47	11	76	50	19	--	--	70	51
Median Sentence (months)	30	7	60	38	6	--	--	57	12

IMPRISONMENT

Total Receiving Imprisonment	108	11	29	37	19	0	2	3	7
Prison Only	108	11	29	37	19	0	2	3	7
Up to 12 Months	22	7	1	5	8	0	0	0	1
13 to 60 Months	51	4	14	19	9	0	1	2	2
61 to 120 Months	23	0	7	11	1	0	1	1	2
Over 120 Months	12	0	7	2	1	0	0	0	2
Prison and Alternatives	0	0	0	0	0	0	0	0	0

PROBATION

Total Receiving Probation	12	0	0	1	7	0	0	0	4
Probation Only	10	0	0	1	6	0	0	0	3
Probation and Alternatives	2	0	0	0	1	0	0	0	1

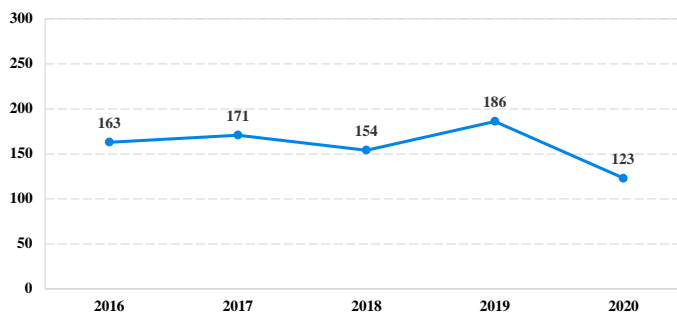
FINE ONLY

FINE ONLY	3	0	0	0	1	0	0	0	2
------------------	----------	----------	----------	----------	----------	----------	----------	----------	----------

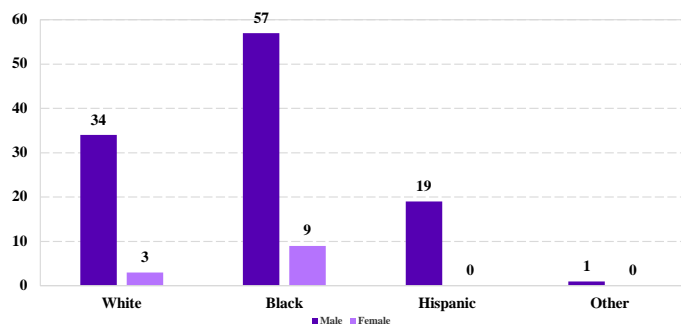
Cases with indeterminable sentence terms are excluded from the calculation of the Mean Sentence or Median Sentence category. Sentences greater than 470 months and probation were included in the sentence average computations as 470 months and zero months, respectively. Cases in the Total Receiving Imprisonment, Total Receiving Probation, and Fine Only categories total 100 percent of all cases. Cases missing information required for a specific analysis were excluded from that analysis. Descriptions of variables used in this analysis are provided in Appendix A.

SOURCE: U.S. Sentencing Commission, 2016 - 2020 Datafiles, USSCFY16 - USSCFY20.

Number of Federal Offenders Over Time



Race and Gender



Citizenship, Guilty Pleas, and Trials

