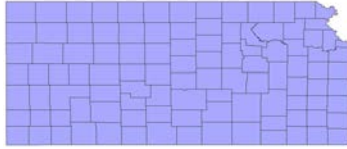


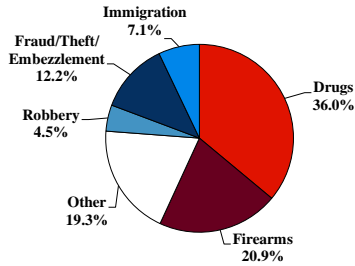
District at a Glance

District of Kansas

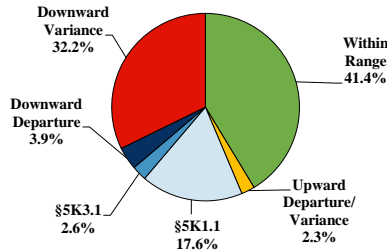
Fiscal Year 2020



Type of Crime



Sentence Imposed Relative to the Guideline Range



SENTENCING INFORMATION BY TYPE OF CRIME

	TOTAL	Immigration	Drug Trafficking	Firearms	Fraud/Theft/Embezzle	Robbery	Child Porn	Money Laundering	All Other
Total	311	22	106	65	38	14	12	3	51
Mean Sentence (months)	56	13	96	38	12	75	146	222	14
Median Sentence (months)	36	9	78	36	3	72	104	216	7

IMPRISONMENT

Total Receiving Imprisonment	276	22	105	61	24	14	12	3	35
Prison Only	270	22	105	59	23	13	12	3	33
Up to 12 Months	37	14	2	2	5	0	0	0	14
13 to 60 Months	138	8	36	51	18	4	3	0	18
61 to 120 Months	58	0	38	6	0	8	6	0	0
Over 120 Months	37	0	29	0	0	1	3	3	1
Prison and Alternatives	6	0	0	2	1	1	0	0	2

PROBATION

Total Receiving Probation	30	0	1	4	13	0	0	0	12
Probation Only	28	0	1	4	12	0	0	0	11
Probation and Alternatives	2	0	0	0	1	0	0	0	1

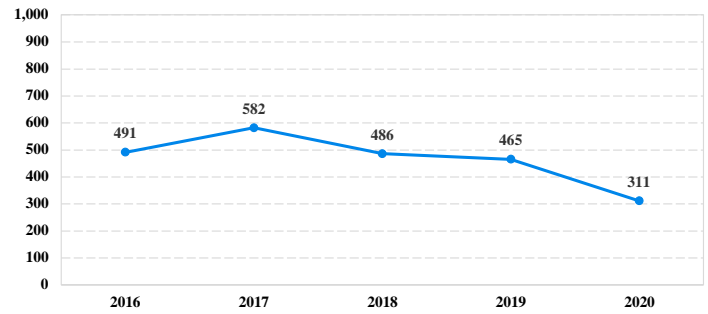
FINE ONLY

Total	5	0	0	0	1	0	0	0	4
--------------	----------	----------	----------	----------	----------	----------	----------	----------	----------

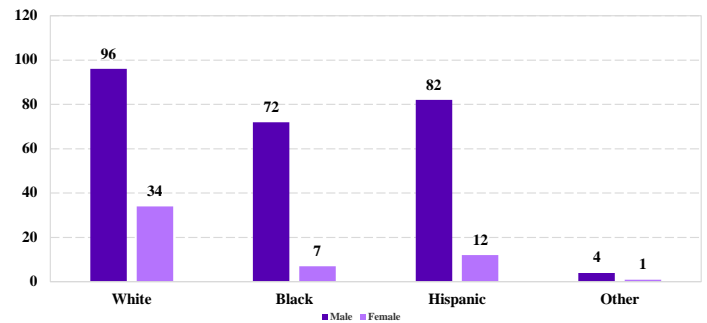
Cases with indeterminable sentence terms are excluded from the calculation of the Mean Sentence or Median Sentence category. Sentences greater than 470 months and probation were included in the sentence average computations as 470 months and zero months, respectively. Cases in the Total Receiving Imprisonment, Total Receiving Probation, and Fine Only categories total 100 percent of all cases. Cases missing information required for a specific analysis were excluded from that analysis. Descriptions of variables used in this analysis are provided in Appendix A.

SOURCE: U.S. Sentencing Commission, 2016 - 2020 Datafiles, USSCFY16 - USSCFY20.

Number of Federal Offenders Over Time



Race and Gender



Citizenship, Guilty Pleas, and Trials

