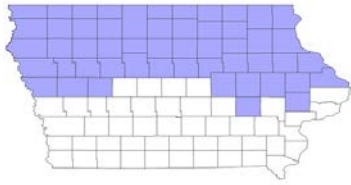


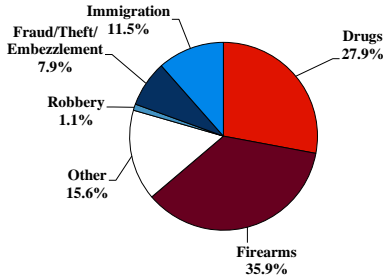
District at a Glance

Northern District of Iowa

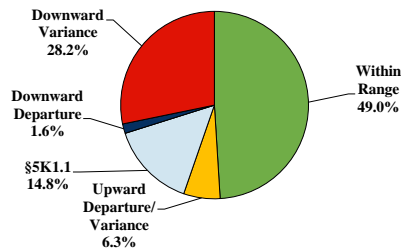
Fiscal Year 2020



Type of Crime



Sentence Imposed Relative to the Guideline Range



SENTENCING INFORMATION BY TYPE OF CRIME

	TOTAL	Immigration	Drug Trafficking	Firearms	Fraud/Theft /Embezzle	Robbery	Child Porn	Money Laundering	All Other
Total	365	42	99	131	29	4	13	1	46
Mean Sentence (months)	66	7	117	49	13	124	82	--	88
Median Sentence (months)	41	5	120	37	6	128	78	--	32

IMPRISONMENT

Total Receiving Imprisonment	354	42	98	128	25	4	13	1	43
Prison Only	345	42	98	128	23	4	13	1	36
Up to 12 Months	62	33	1	10	12	0	0	0	6
13 to 60 Months	137	9	21	78	9	1	5	1	13
61 to 120 Months	79	0	29	36	2	1	6	0	5
Over 120 Months	67	0	47	4	0	2	2	0	12
Prison and Alternatives	9	0	0	0	2	0	0	0	7

PROBATION

Total Receiving Probation	11	0	1	3	4	0	0	0	3
Probation Only	8	0	0	2	4	0	0	0	2
Probation and Alternatives	3	0	1	1	0	0	0	0	1

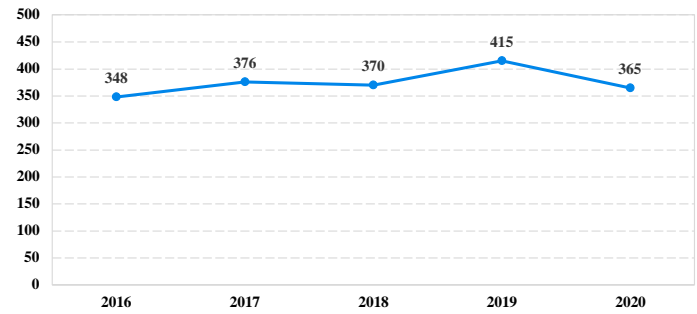
FINE ONLY

Total	0	0	0	0	0	0	0	0	0
--------------	----------	----------	----------	----------	----------	----------	----------	----------	----------

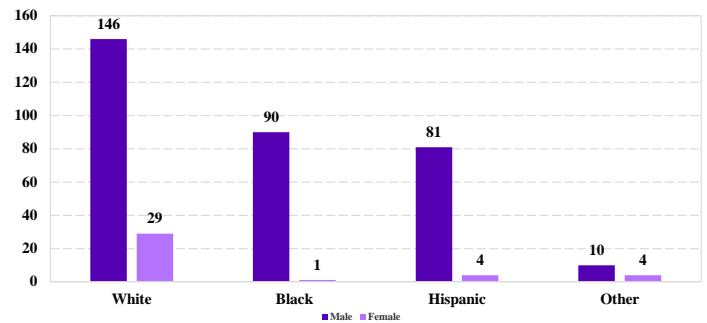
Cases with indeterminable sentence terms are excluded from the calculation of the Mean Sentence or Median Sentence category. Sentences greater than 470 months and probation were included in the sentence average computations as 470 months and zero months, respectively. Cases in the Total Receiving Imprisonment, Total Receiving Probation, and Fine Only categories total 100 percent of all cases. Cases missing information required for a specific analysis were excluded from that analysis. Descriptions of variables used in this analysis are provided in Appendix A.

SOURCE: U.S. Sentencing Commission, 2016 - 2020 Datafiles, USSCFY16 - USSCFY20.

Number of Federal Offenders Over Time



Race and Gender



Citizenship, Guilty Pleas, and Trials

