

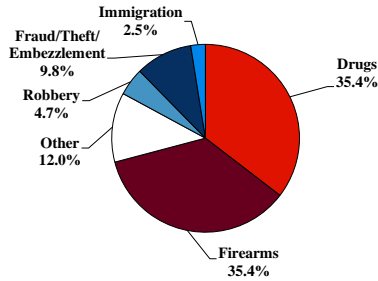
District at a Glance

Northern District of Indiana

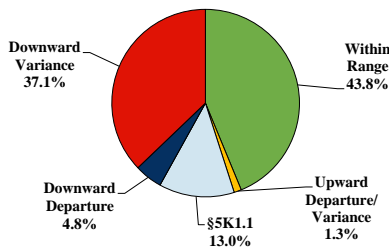
Fiscal Year 2020



Type of Crime



Sentence Imposed Relative to the Guideline Range



SENTENCING INFORMATION BY TYPE OF CRIME

	TOTAL	Immigration	Drug Trafficking	Firearms	Fraud/Theft /Embezzle	Robbery	Child Porn	Money Laundering	All Other
Total	316	8	111	112	31	15	3	1	35
Mean Sentence (months)	72	19	92	45	27	99	75	--	140
Median Sentence (months)	51	15	72	41	12	87	78	--	120

IMPRISONMENT

Total Receiving Imprisonment	291	8	109	106	20	13	3	0	32
Prison Only	280	8	107	99	18	13	3	0	32
Up to 12 Months	29	3	11	7	3	1	0	0	4
13 to 60 Months	131	5	35	70	10	3	0	0	8
61 to 120 Months	72	0	38	18	3	6	3	0	4
Over 120 Months	48	0	23	4	2	3	0	0	16
Prison and Alternatives	11	0	2	7	2	0	0	0	0

PROBATION

Total Receiving Probation	25	0	2	6	11	2	0	1	3
Probation Only	14	0	2	4	6	0	0	0	2
Probation and Alternatives	11	0	0	2	5	2	0	1	1

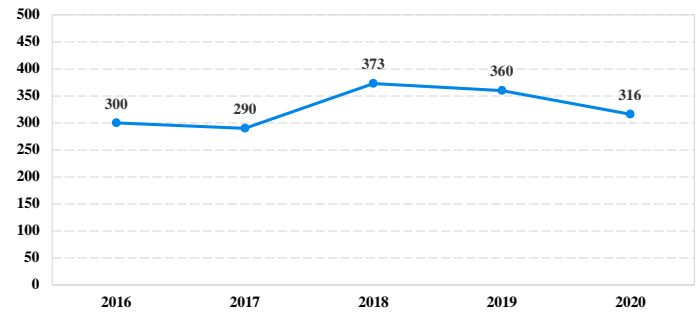
FINE ONLY

Total	0	0	0	0	0	0	0	0	0
--------------	----------	----------	----------	----------	----------	----------	----------	----------	----------

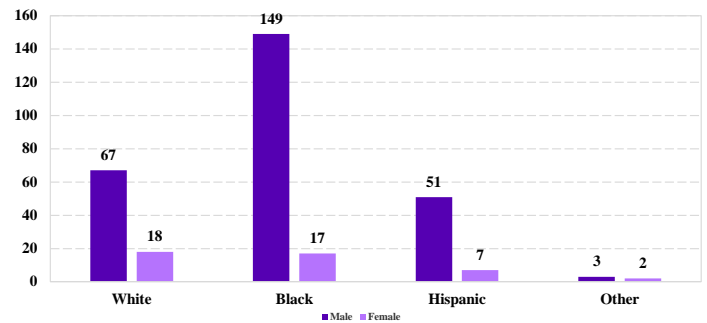
Cases with indeterminable sentence terms are excluded from the calculation of the Mean Sentence or Median Sentence category. Sentences greater than 470 months and probation were included in the sentence average computations as 470 months and zero months, respectively. Cases in the Total Receiving Imprisonment, Total Receiving Probation, and Fine Only categories total 100 percent of all cases. Cases missing information required for a specific analysis were excluded from that analysis. Descriptions of variables used in this analysis are provided in Appendix A.

SOURCE: U.S. Sentencing Commission, 2016 - 2020 Datafiles, USSCFY16 - USSCFY20.

Number of Federal Offenders Over Time



Race and Gender



Citizenship, Guilty Pleas, and Trials

