

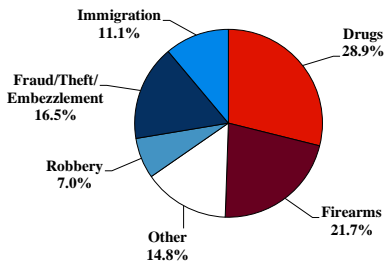
District at a Glance

Northern District of Illinois

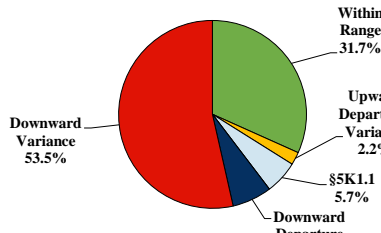
Fiscal Year 2020



Type of Crime



Sentence Imposed Relative to the Guideline Range



SENTENCING INFORMATION BY TYPE OF CRIME

	TOTAL	Immigration	Drug Trafficking	Firearms	Fraud/Theft /Embezzle	Robbery	Child Porn	Money Laundering	All Other
Total	540	60	154	117	89	38	10	6	66
Mean Sentence (months)	46	17	58	47	18	75	121	31	50
Median Sentence (months)	30	14	43	41	7	72	148	36	15

IMPRISONMENT

Total Receiving Imprisonment	484	60	151	111	62	37	10	5	48
Prison Only	476	60	148	110	59	37	10	5	47
Up to 12 Months	69	25	8	5	20	2	0	0	9
13 to 60 Months	275	34	92	74	34	13	2	5	21
61 to 120 Months	84	1	29	27	3	15	2	0	7
Over 120 Months	48	0	19	4	2	7	6	0	10
Prison and Alternatives	8	0	3	1	3	0	0	0	1

PROBATION

Total Receiving Probation	56	0	3	6	27	1	0	1	18
Probation Only	43	0	3	4	23	0	0	1	12
Probation and Alternatives	13	0	0	2	4	1	0	0	6

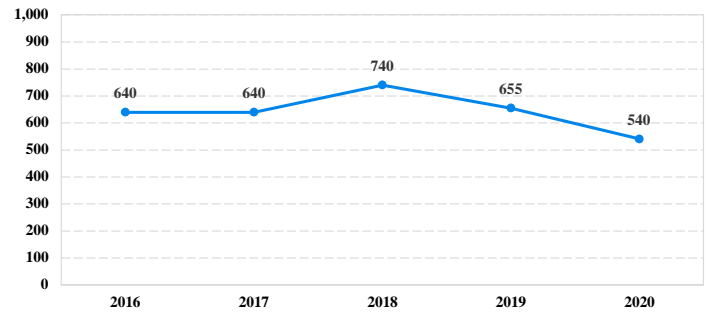
FINE ONLY

Total	0	0	0	0	0	0	0	0	0
--------------	----------	----------	----------	----------	----------	----------	----------	----------	----------

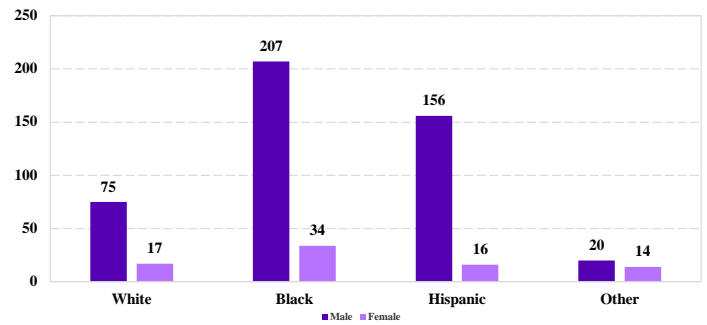
Cases with indeterminable sentence terms are excluded from the calculation of the Mean Sentence or Median Sentence category. Sentences greater than 470 months and probation were included in the sentence average computations as 470 months and zero months, respectively. Cases in the Total Receiving Imprisonment, Total Receiving Probation, and Fine Only categories total 100 percent of all cases. Cases missing information required for a specific analysis were excluded from that analysis. Descriptions of variables used in this analysis are provided in Appendix A.

SOURCE: U.S. Sentencing Commission, 2016 - 2020 Datafiles, USSCFY16 - USSCFY20.

Number of Federal Offenders Over Time



Race and Gender



Citizenship, Guilty Pleas, and Trials

