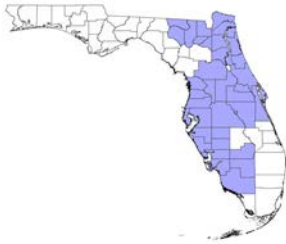


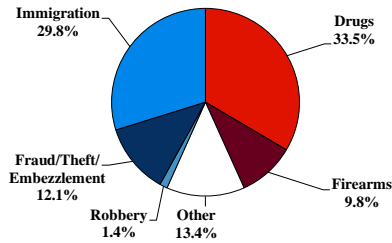
District at a Glance

Middle District of Florida

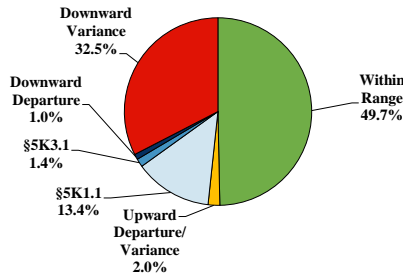
Fiscal Year 2020



Type of Crime



Sentence Imposed Relative to the Guideline Range



SENTENCING INFORMATION BY TYPE OF CRIME

	TOTAL	Immigration	Drug Trafficking	Firearms	Fraud/Theft /Embezzle	Robbery	Child Porn	Money Laundering	All Other
Total	1,222	364	409	120	148	17	32	16	116
Mean Sentence (months)	60	5	96	74	21	118	130	55	112
Median Sentence (months)	24	0	87	57	11	96	108	25	35

IMPRISONMENT

Total Receiving Imprisonment	1,045	279	403	113	91	16	32	13	98
Prison Only	1,033	279	402	110	85	16	32	13	96
Up to 12 Months	275	223	11	9	18	0	0	1	13
13 to 60 Months	359	55	129	55	55	6	9	10	40
61 to 120 Months	209	1	154	22	9	3	12	0	8
Over 120 Months	190	0	108	24	3	7	11	2	35
Prison and Alternatives	12	0	1	3	6	0	0	0	2

PROBATION

Total Receiving Probation	177	85	6	7	57	1	0	3	18
Probation Only	131	85	2	0	35	1	0	0	8
Probation and Alternatives	46	0	4	7	22	0	0	3	10

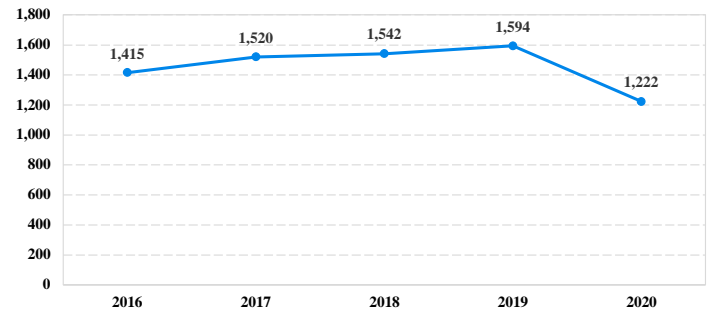
FINE ONLY

Total	0	0	0	0	0	0	0	0	0
--------------	----------	----------	----------	----------	----------	----------	----------	----------	----------

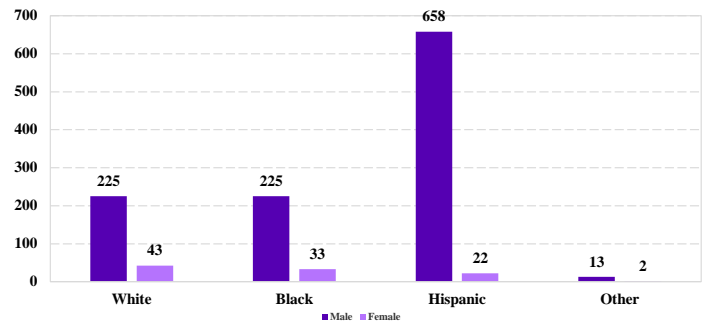
Cases with indeterminable sentence terms are excluded from the calculation of the Mean Sentence or Median Sentence category. Sentences greater than 470 months and probation were included in the sentence average computations as 470 months and zero months, respectively. Cases in the Total Receiving Imprisonment, Total Receiving Probation, and Fine Only categories total 100 percent of all cases. Cases missing information required for a specific analysis were excluded from that analysis. Descriptions of variables used in this analysis are provided in Appendix A.

SOURCE: U.S. Sentencing Commission, 2016 - 2020 Datafiles, USSCFY16 - USSCFY20.

Number of Federal Offenders Over Time



Race and Gender



Citizenship, Guilty Pleas, and Trials

