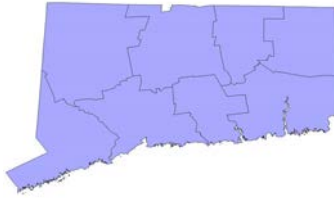


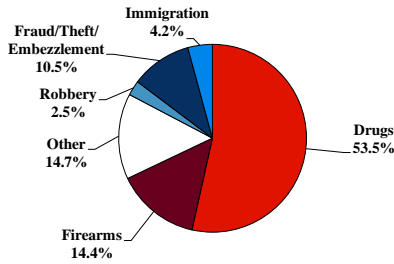
District at a Glance

District of Connecticut

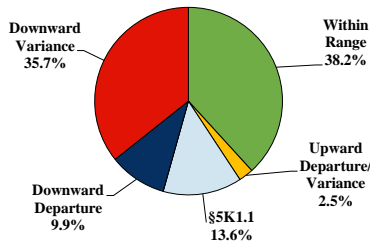
Fiscal Year 2020



Type of Crime



Sentence Imposed Relative to the Guideline Range



SENTENCING INFORMATION BY TYPE OF CRIME

	TOTAL	Immigration	Drug Trafficking	Firearms	Fraud/Theft /Embezzle	Robbery	Child Porn	Money Laundering	All Other
Total	353	15	188	51	37	9	7	4	42
Mean Sentence (months)	47	12	45	32	18	92	82	36	100
Median Sentence (months)	30	9	37	27	12	66	80	18	65

IMPRISONMENT

Total Receiving Imprisonment	325	13	175	51	29	9	7	3	38
Prison Only	300	13	165	42	25	9	6	3	37
Up to 12 Months	53	7	26	5	6	1	0	0	8
13 to 60 Months	163	6	92	33	18	2	2	2	8
61 to 120 Months	57	0	38	4	1	4	3	1	6
Over 120 Months	27	0	9	0	0	2	1	0	15
Prison and Alternatives	25	0	10	9	4	0	1	0	1

PROBATION

Total Receiving Probation	28	2	13	0	8	0	0	1	4
Probation Only	18	2	6	0	6	0	0	1	3
Probation and Alternatives	10	0	7	0	2	0	0	0	1

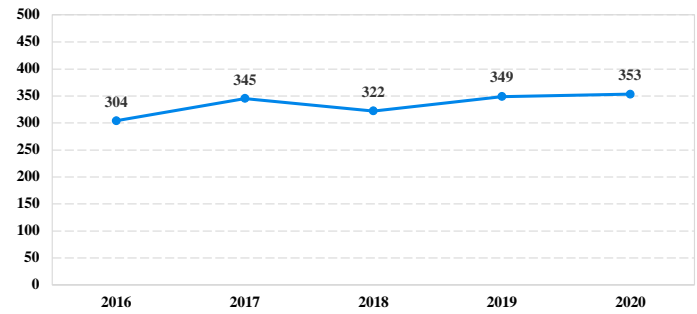
FINE ONLY

Total	0	0	0	0	0	0	0	0	0
--------------	----------	----------	----------	----------	----------	----------	----------	----------	----------

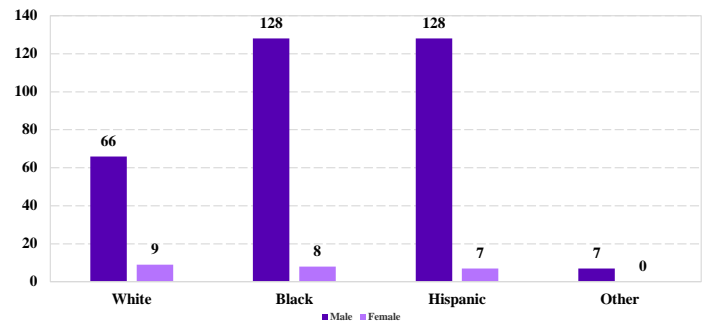
Cases with indeterminable sentence terms are excluded from the calculation of the Mean Sentence or Median Sentence category. Sentences greater than 470 months and probation were included in the sentence average computations as 470 months and zero months, respectively. Cases in the Total Receiving Imprisonment, Total Receiving Probation, and Fine Only categories total 100 percent of all cases. Cases missing information required for a specific analysis were excluded from that analysis. Descriptions of variables used in this analysis are provided in Appendix A.

SOURCE: U.S. Sentencing Commission, 2016 - 2020 Datafiles, USSCFY16 - USSCFY20.

Number of Federal Offenders Over Time



Race and Gender



Citizenship, Guilty Pleas, and Trials

