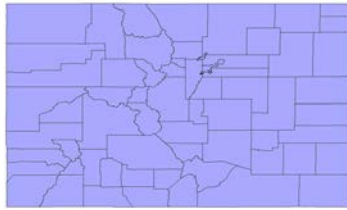


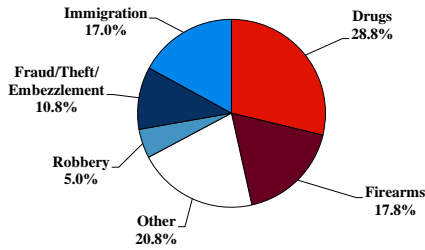
District at a Glance

District of Colorado

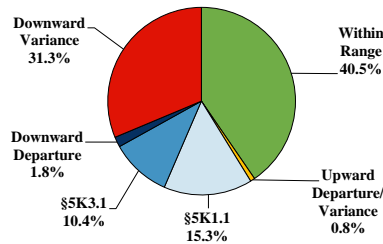
Fiscal Year 2020



Type of Crime



Sentence Imposed Relative to the Guideline Range



SENTENCING INFORMATION BY TYPE OF CRIME

	TOTAL	Immigration	Drug Trafficking	Firearms	Fraud/Theft/Embezzle	Robbery	Child Porn	Money Laundering	All Other
TOTAL	400	68	114	71	43	20	4	8	72
Mean Sentence (months)	49	18	72	47	24	110	119	47	37
Median Sentence (months)	30	12	56	44	12	90	120	50	14

IMPRISONMENT

Total Receiving Imprisonment	362	65	111	67	36	20	4	7	52
Prison Only	353	65	106	67	34	20	4	7	50
Up to 12 Months	66	30	8	2	12	1	0	1	12
13 to 60 Months	185	33	44	54	19	4	1	2	28
61 to 120 Months	66	2	33	10	2	9	2	4	4
Over 120 Months	36	0	21	1	1	6	1	0	6
Prison and Alternatives	9	0	5	0	2	0	0	0	2

PROBATION

Total Receiving Probation	37	3	3	4	7	0	0	1	19
Probation Only	30	2	1	2	6	0	0	1	18
Probation and Alternatives	7	1	2	2	1	0	0	0	1

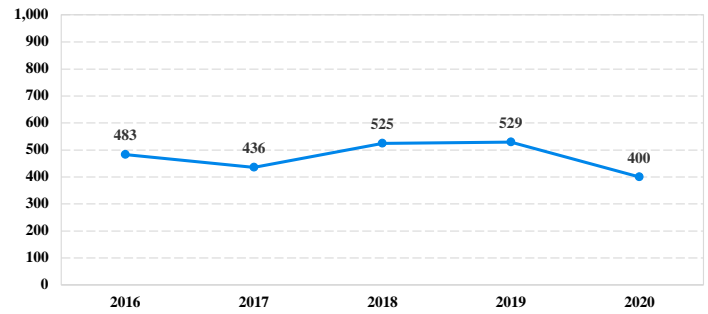
FINE ONLY

FINE ONLY	1	0	0	0	0	0	0	0	1
------------------	----------	----------	----------	----------	----------	----------	----------	----------	----------

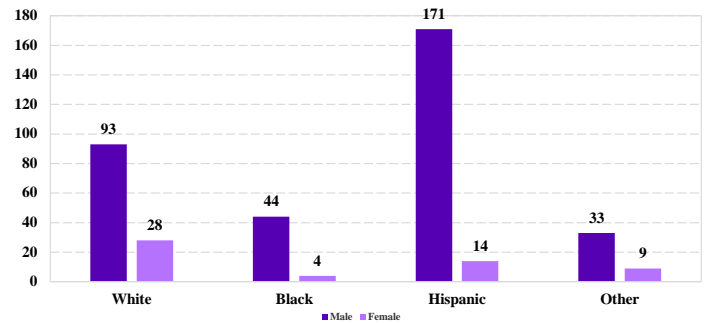
Cases with indeterminable sentence terms are excluded from the calculation of the Mean Sentence or Median Sentence category. Sentences greater than 470 months and probation were included in the sentence average computations as 470 months and zero months, respectively. Cases in the Total Receiving Imprisonment, Total Receiving Probation, and Fine Only categories total 100 percent of all cases. Cases missing information required for a specific analysis were excluded from that analysis. Descriptions of variables used in this analysis are provided in Appendix A.

SOURCE: U.S. Sentencing Commission, 2016 - 2020 Datafiles, USSCFY16 - USSCFY20.

Number of Federal Offenders Over Time



Race and Gender



Citizenship, Guilty Pleas, and Trials

