

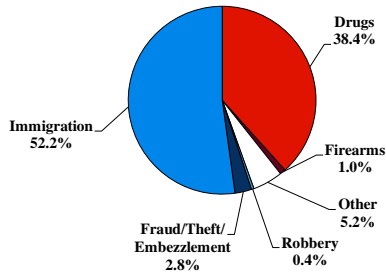
District at a Glance

Southern District of California

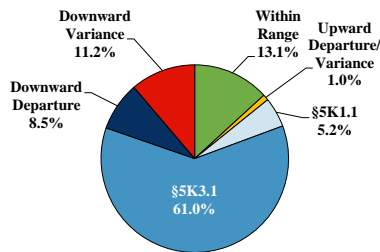
Fiscal Year 2020



Type of Crime



Sentence Imposed Relative to the Guideline Range



SENTENCING INFORMATION BY TYPE OF CRIME

	TOTAL	Immigration	Drug Trafficking	Firearms	Fraud/Theft/Embezzle	Robbery	Child Porn	Money Laundering	All Other
Total	3,499	1,827	1,323	34	99	15	23	64	114
Mean Sentence (months)	21	8	38	33	8	79	57	22	15
Median Sentence (months)	12	6	30	25	6	36	60	11	3

IMPRISONMENT

Total Receiving Imprisonment	3,293	1,696	1,304	33	69	14	22	57	98
Prison Only	3,132	1,632	1,229	32	62	14	22	52	89
Up to 12 Months	1,386	1,166	87	9	34	1	0	23	66
13 to 60 Months	1,500	462	930	16	27	10	14	24	17
61 to 120 Months	220	4	196	7	1	1	7	2	2
Over 120 Months	26	0	16	0	0	2	1	3	4
Prison and Alternatives	161	64	75	1	7	0	0	5	9

PROBATION

Total Receiving Probation	206	131	19	1	30	1	1	7	16
Probation Only	179	122	12	1	24	1	1	4	14
Probation and Alternatives	27	9	7	0	6	0	0	3	2

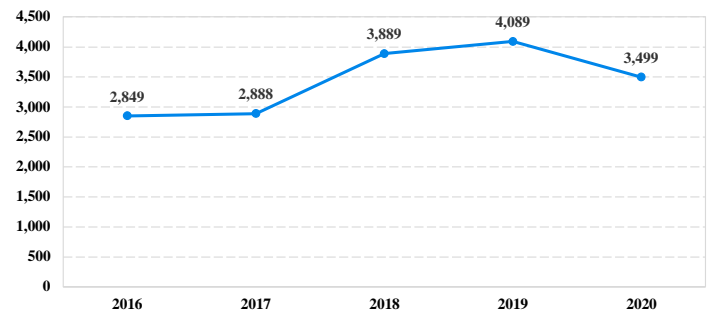
FINE ONLY

Total	0	0	0	0	0	0	0	0	0
--------------	----------	----------	----------	----------	----------	----------	----------	----------	----------

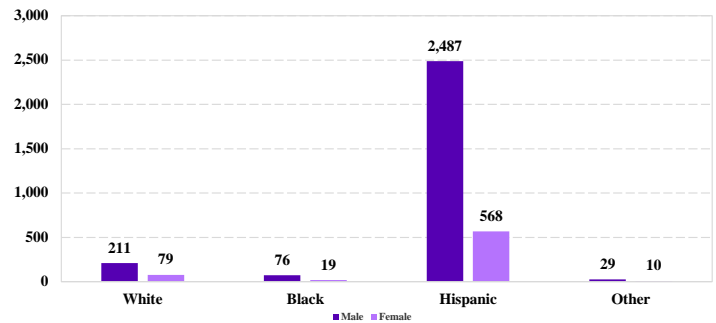
Cases with indeterminable sentence terms are excluded from the calculation of the Mean Sentence or Median Sentence category. Sentences greater than 470 months and probation were included in the sentence average computations as 470 months and zero months, respectively. Cases in the Total Receiving Imprisonment, Total Receiving Probation, and Fine Only categories total 100 percent of all cases. Cases missing information required for a specific analysis were excluded from that analysis. Descriptions of variables used in this analysis are provided in Appendix A.

SOURCE: U.S. Sentencing Commission, 2016 - 2020 Datafiles, USSCFY16 - USSCFY20.

Number of Federal Offenders Over Time



Race and Gender



Citizenship, Guilty Pleas, and Trials

