

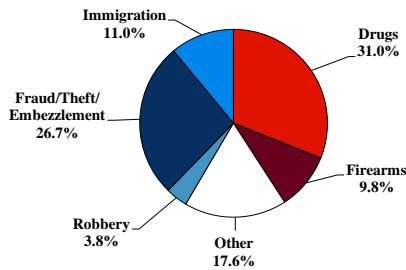
# District at a Glance

## Central District of California

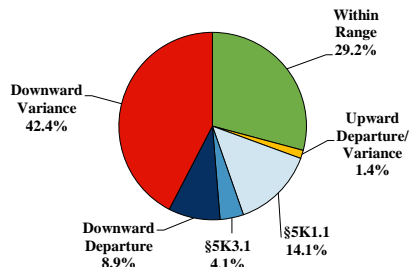
### Fiscal Year 2020



#### Type of Crime



#### Sentence Imposed Relative to the Guideline Range



#### SENTENCING INFORMATION BY TYPE OF CRIME

	TOTAL	Immigration	Drug Trafficking	Firearms	Fraud/Theft /Embezzle	Robbery	Child Porn	Money Laundering	All Other
<b>Total</b>	<b>918</b>	<b>101</b>	<b>275</b>	<b>90</b>	<b>245</b>	<b>35</b>	<b>20</b>	<b>20</b>	<b>132</b>
Mean Sentence (months)	44	19	75	25	22	69	57	65	37
Median Sentence (months)	27	18	60	24	12	57	47	41	11

#### IMPRISONMENT

<b>Total Receiving Imprisonment</b>	<b>762</b>	<b>89</b>	<b>260</b>	<b>81</b>	<b>180</b>	<b>34</b>	<b>20</b>	<b>16</b>	<b>82</b>
Prison Only	720	87	253	76	160	34	20	16	74
Up to 12 Months	103	27	6	14	39	1	1	1	14
13 to 60 Months	410	58	112	60	103	16	12	7	42
61 to 120 Months	146	2	97	2	14	14	6	4	7
Over 120 Months	61	0	38	0	4	3	1	4	11
Prison and Alternatives	42	2	7	5	20	0	0	0	8

#### PROBATION

<b>Total Receiving Probation</b>	<b>146</b>	<b>12</b>	<b>15</b>	<b>9</b>	<b>65</b>	<b>1</b>	<b>0</b>	<b>4</b>	<b>40</b>
Probation Only	99	10	12	4	40	0	0	2	31
Probation and Alternatives	47	2	3	5	25	1	0	2	9

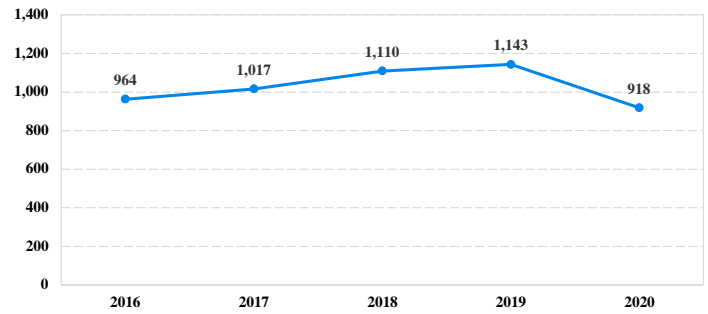
#### FINE ONLY

<b>Total</b>	<b>10</b>	<b>0</b>	<b>0</b>	<b>0</b>	<b>0</b>	<b>0</b>	<b>0</b>	<b>0</b>	<b>10</b>
--------------	-----------	----------	----------	----------	----------	----------	----------	----------	-----------

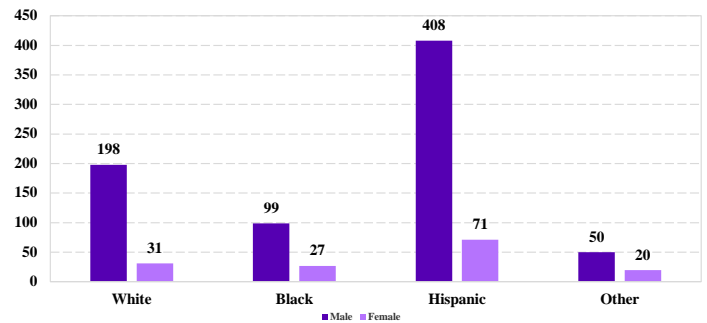
Cases with indeterminable sentence terms are excluded from the calculation of the Mean Sentence or Median Sentence category. Sentences greater than 470 months and probation were included in the sentence average computations as 470 months and zero months, respectively. Cases in the Total Receiving Imprisonment, Total Receiving Probation, and Fine Only categories total 100 percent of all cases. Cases missing information required for a specific analysis were excluded from that analysis. Descriptions of variables used in this analysis are provided in Appendix A.

SOURCE: U.S. Sentencing Commission, 2016 - 2020 Datafiles, USSCFY16 - USSCFY20.

#### Number of Federal Offenders Over Time



#### Race and Gender



#### Citizenship, Guilty Pleas, and Trials

