

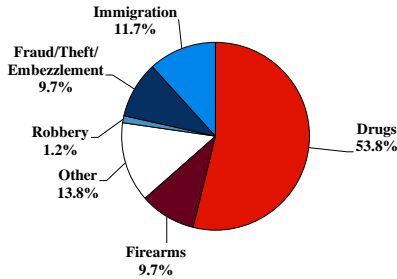
District at a Glance

Western District of Arkansas

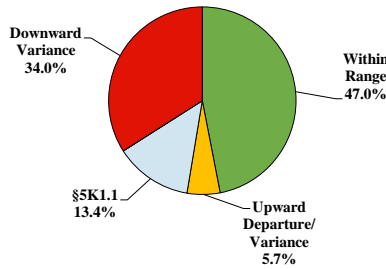
Fiscal Year 2020



Type of Crime



Sentence Imposed Relative to the Guideline Range



SENTENCING INFORMATION BY TYPE OF CRIME

	TOTAL	Immigration	Drug Trafficking	Firearms	Fraud/Theft /Embezzle	Robbery	Child Porn	Money Laundering	All Other
TOTAL	247	29	133	24	24	3	11	1	22
Mean Sentence (months)	77	11	97	77	18	126	87	--	90
Median Sentence (months)	60	9	87	57	12	96	72	--	30

IMPRISONMENT

Total Receiving Imprisonment	230	27	132	24	13	3	11	1	19
Prison Only	227	27	131	24	13	3	11	1	17
Up to 12 Months	34	17	8	3	1	0	0	0	5
13 to 60 Months	76	10	34	10	12	1	3	0	6
61 to 120 Months	65	0	49	7	0	1	6	0	2
Over 120 Months	52	0	40	4	0	1	2	1	4
Prison and Alternatives	3	0	1	0	0	0	0	0	2

PROBATION

Total Receiving Probation	17	2	1	0	11	0	0	0	3
Probation Only	10	2	0	0	7	0	0	0	1
Probation and Alternatives	7	0	1	0	4	0	0	0	2

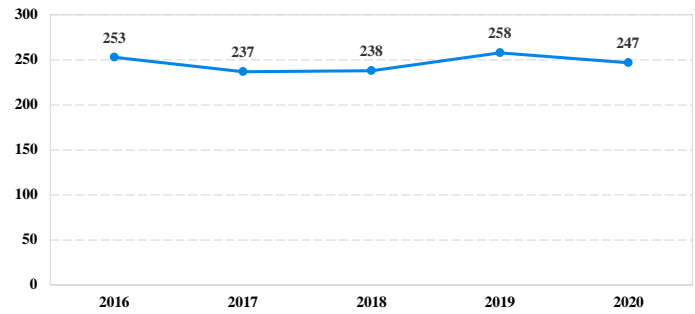
FINE ONLY

FINE ONLY	0	0	0	0	0	0	0	0	0
------------------	----------	----------	----------	----------	----------	----------	----------	----------	----------

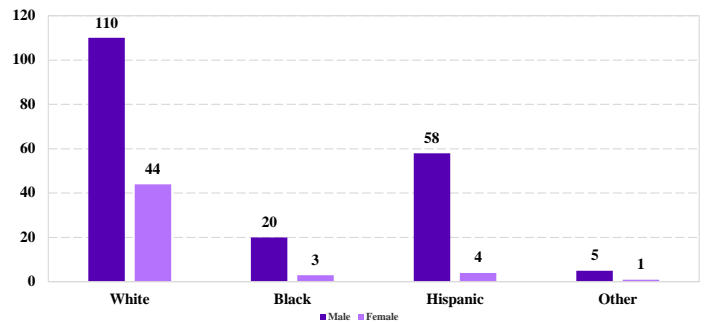
Cases with indeterminable sentence terms are excluded from the calculation of the Mean Sentence or Median Sentence category. Sentences greater than 470 months and probation were included in the sentence average computations as 470 months and zero months, respectively. Cases in the Total Receiving Imprisonment, Total Receiving Probation, and Fine Only categories total 100 percent of all cases. Cases missing information required for a specific analysis were excluded from that analysis. Descriptions of variables used in this analysis are provided in Appendix A.

SOURCE: U.S. Sentencing Commission, 2016 - 2020 Datafiles, USSCFY16 - USSCFY20.

Number of Federal Offenders Over Time



Race and Gender



Citizenship, Guilty Pleas, and Trials

